

SONY®



Safety Guide

EN

CUH-1116A

7024836

WARNING

To avoid electrical shock, do not open the cabinet. Refer servicing to qualified personnel only.

Caution

Use of controls or adjustments or performance of procedures other than those specified herein may result in hazardous radiation exposure.

The use of optical instruments with this product will increase eye hazard.



This appliance is classified as a CLASS 1 LASER product under IEC60825-1:2007.



This equipment has been tested and found to comply with the limits set out in the R&TTE Directive using a connection cable shorter than 3 metres. Do not use cables longer than 3 metres.

This product has been manufactured by or on behalf of Sony Computer Entertainment Inc., 1-7-1 Konan Minato-ku Tokyo, 108-0075 Japan.

Imported into Europe and Distributed by Sony Computer Entertainment Europe Ltd, 10 Great Marlborough Street, London, W1F 7LP, United Kingdom.

The Authorised Representative for issuing and holding Declarations of Conformity is Sony Deutschland GmbH, Hedelfinger Strasse 61, 70327 Stuttgart, Germany.

R&TTE Directive “Informal DoC” statement

Hereby, Sony Computer Entertainment Inc., declares that this product is in compliance with the essential requirements and other relevant provisions of Directive 1999/5/EC. For details, please access the following URL:
<http://www.compliance.sony.de/>

Information based on EU ecodesign requirements of the Regulation (EU) No 801/2013

Visit the following URL:
eu.playstation.com/Energyefficiency

Seizures induced by light stimulation (Photosensitive Epilepsy)

If you have an epileptic condition or have had seizures, consult your doctor prior to playing. Some individuals may experience eye soreness, altered vision, migraine, muscle twitching, convulsion, blackout, loss of awareness or disorientation when exposed to flashing or flickering lights or other light stimulation on a television screen or while playing video games. If you experience any of the above symptoms while playing, discontinue use immediately and consult your doctor.

Stop playing immediately when you experience the following symptoms

In addition to the above symptoms, whilst playing if you have a headache, dizziness, nausea, fatigue, similar symptoms to motion sickness, or if you feel a discomfort or pain in any body part such as eyes, ears, hands, arms, feet, discontinue use immediately. If the condition persists, seek medical attention.

Radio waves

Radio waves may affect electronic equipment or medical devices (for example, pacemakers), which may cause malfunctions and possible injuries.

- If you use a pacemaker or other medical device, consult your physician or the manufacturer of your medical device before using the wireless networking feature (Bluetooth® and wireless LAN).
- Do not use the wireless networking feature in the following locations:
 - Areas where wireless network use is prohibited, such as in hospitals. Abide by medical institution regulations when using the system on their premises.
 - Areas near fire alarms, automatic doors and other types of automated equipment.

3D images

Some people may experience discomfort (such as eye strain, eye fatigue, or nausea) while watching 3D video images or playing stereoscopic 3D games on 3D televisions. If you experience such discomfort you should immediately discontinue use of your television until the discomfort subsides. Generally we recommend that you avoid prolonged use of your PlayStation®4 system and take 15 minutes breaks during each hour of play. However, when playing stereoscopic 3D games or watching 3D video, the length and frequency of necessary breaks may vary from person to person – please take breaks that are long enough to allow any feelings of discomfort to subside. If symptoms persist, consult your doctor.

The vision of young children (especially those under 6 years old) is still under development. Consult with your child's doctor or optometrist before allowing young children to watch 3D video images or play stereoscopic 3D games. Adults should supervise young children to ensure they follow the recommendations listed above.

System software

By updating the system software of the PS4™ system, you can enjoy additional features and enhanced security. Always update to the latest version.

- If you cannot update over the Internet, you can also use a game disc or USB storage device. For details, visit the update site (▶▶ back cover).
- Use of this PS4™ system means acceptance of Sony Computer Entertainment Inc's system software licence agreement. Refer to <http://www.scei.co.jp/ps4-eula/> for further details.

The commercial use or rental of this product is prohibited.

Contents

WARNING	2
Precautions	6
Specifications	12
Copyright and trademarks	14

The information contained in this manual is subject to change without notice.

Precautions

Before using this product, carefully read this manual and retain it for future reference. Parents and guardians of children should read this manual and make sure that the child follows all safety precautions.

Safety

This product has been designed with the highest concern for safety. However, any electrical device, if used improperly, has the potential for causing fire, electrical shock or personal injury. To help ensure accident-free operation, follow these guidelines:

- Observe all warnings, precautions and instructions.
- Regularly inspect the AC power cord for damage and for dust build-up around the power plug or electricity supply.
- Stop use, unplug the AC power cord from the electricity supply and disconnect any other cables immediately if the device functions in an abnormal manner, produces unusual sounds or smells or becomes too hot to touch.
- Contact the appropriate PlayStation® customer service helpline which can be found within the guarantee booklet.

Use and handling

- Do not use the system in a closed cabinet or other locations where heat may build up. Doing so may cause the system to overheat and may lead to fire, injury or malfunction.
- If the system's internal temperature becomes elevated, the power indicator will blink in red. In this case, turn off the system and leave it unused for a while. After the system cools down, move it to a location with good ventilation and then resume use.

- Use in a well-lit area and keep a safe distance from the TV screen.
- Avoid prolonged use of the PS4™ system. Take a 15-minute break during each hour of play.
- Avoid playing when you are tired or need sleep.
- Stop using the system immediately if you begin to feel tired or if you experience discomfort or pain in your hands or arms while operating the wireless controller. If the condition persists, consult a doctor.
- If you experience any of the following health problems, discontinue use of the system immediately. If symptoms persist, consult a doctor.
 - Dizziness, nausea, fatigue or symptoms similar to motion sickness
 - Discomfort or pain in a part of the body, such as eyes, ears, hands or arms
- Keep the system, accessories, and any small components out of the reach of small children.
- Keep this product out of the reach of small children. Small children may swallow small parts or may wrap the cables around themselves, which may inflict injury or cause an accident or a malfunction.
- Make sure the AC power cord is unplugged from the electricity supply before you connect the HDMI cable.
- Do not touch the system or connected cables or accessories during an electrical storm.
- Do not use the system or accessories near water.
- Do not allow liquid, small particles or other foreign objects to get into the system or accessories.
- Do not touch the connectors of the system or accessories.

- Do not expose the system or accessories to dust, smoke or steam. Also, do not place the system in an area subject to excessive dust or cigarette smoke. Dust build-up or cigarette smoke residue on the internal components (such as the lens) may cause the system to malfunction.
- Do not set the system other than in the vertical or horizontal position. When setting the system in the vertical position, use the vertical stand (sold separately) for this model of the system.
- Be careful when carrying the system. If you do not have a good grip, the system may drop causing potential damage or injury.
- Do not move or change the position of the system with a disc inserted. The vibration may result in scratching of the disc or the system.
- Do not turn off the system while data is being saved on or loaded from the system storage.
- Do not remove the AC power cord from the electricity supply until the power indicator has turned off. If you disconnect the AC power cord while the power indicator is lit or blinking, data may be lost or corrupted, or the system may be damaged.
- Do not move the system or adjust its position when the power indicator is lit or blinking. Data may be lost or corrupted, or the system may be damaged.
- Do not stand on or put objects on the system, and do not stack the system with other devices.
- Do not place the system and connected accessories on the floor or in a place where they may cause someone to trip or stumble.
- Do not allow bodily contact with the system or air from the system vents for an extended period of time while in use. Extended contact under these conditions may cause low-temperature burns.
- When connecting the system to a plasma or projection* TV, do not leave a still image on the TV screen for an extended period of time, as this may leave a faint image permanently on the screen.
* Except LCD screen types
- Parents are encouraged to monitor children in online activities to ensure safe and responsible Internet usage. Refer to <http://www.ps-playsafeonline.com> for further details.
- Permanent hearing loss may occur if the headset or headphones are used at high volume. Set the volume to a safe level. Over time, increasingly loud audio may start to sound normal but can actually be damaging your hearing. If you experience ringing or any discomfort in your ears or muffled speech, stop listening and have your hearing checked. The louder the volume, the sooner your hearing could be affected. To protect your hearing:
 - Limit the amount of time you use the headset or headphones at high volume.
 - Avoid raising the volume to block out noisy surroundings.
 - Lower the volume if you can't hear people speaking near you.
- Do not use the headset or headphones if they cause discomfort to your skin. If the headset or headphones cause discomfort to your skin, discontinue use immediately. If symptoms do not subside even after discontinuing use, seek medical attention.
- When using the headset or headphones in particularly dry air conditions, you may sometimes experience a small and quick (static) shock on your ears. This is a result of static electricity accumulated in the body, and is not a malfunction of your headset or headphones.

Storage conditions

- Do not expose the system or accessories to high temperatures, high humidity or direct sunlight.
- Do not heat the system with kitchen or heating equipment such as a dryer. It may lead to fire, injury or malfunction.
- Do not place the system or accessories on surfaces that are unstable, tilted or subject to vibration.


About the USB device

If "An unknown USB device has been connected" is displayed on-screen, the reason may be one of the following:

- The connected USB device is not compatible with the system.
- The connected USB device is compatible with only some software titles.
- Multiple USB devices are connected to the USB hub.

Notes on safety when using the DUALSHOCK®4 Wireless Controller*

- Do not handle damaged or leaking lithium-ion batteries. If the internal battery fluid leaks, stop using the product immediately and contact technical support for assistance. If the fluid gets on to your clothes, skin or into your eyes, immediately rinse the affected area with clean water and consult your physician. The battery fluid can cause blindness.
- Do not use the vibration function if you have any ailment or injury to the bones, joints or muscles of your hands or arms. If you have an ailment or an injury, do not use the wireless controller to play software titles that contain the vibration function unless you first disable this function.

- You can turn on or turn off the vibration function from  (Settings) on the function screen.
- When using the motion sensor function of the wireless controller, be cautious of the following points. If the controller hits a person or object, this may cause accidental injury or damage.
 - Before using the motion sensor function, make sure you have enough space to move around.
 - Firmly grip the wireless controller to prevent it from slipping out of your grasp and causing damage or injury.
 - When using the wireless controller with a USB cable, ensure that the cable cannot hit a person or any object, and do not pull the cable out of the PS4™ system whilst playing.
 - Some PlayStation®, PlayStation®2 and PlayStation®3 system peripherals such as the analog controller (DUALSHOCK®), the analog controller (DUALSHOCK®2) and the DUALSHOCK®3 Wireless Controller are not compatible with the PS4™ system.
- Do not stare at the light bar on the controller when it is blinking. If you experience discomfort or pain anywhere in or on your body from light stimulation, discontinue use immediately.
- Charge in an environment where the temperature range is between 10 °C - 30 °C. Charging may not be as effective when performed in other environments.
- The battery has a limited lifespan. Battery duration will gradually decrease with repeated usage and age. Battery life also varies depending on the storage method, usage state, environment and other factors.
- When the wireless controller is not used for an extended period of time, it is recommended that you fully charge it at least once a year in order to maintain battery functionality.
 - * These notes also apply to other controllers.

Vents

Do not block any vents. To maintain good ventilation, follow the guidelines below:

- Place the system at least 10 cm away from a wall surface.
- Do not place on a carpet or rug with long fibres.
- Do not place in a narrow or cramped space.
- Do not cover with cloth.
- Do not allow dust to build up on the vents.

AC power cord use

- To help ensure safe operation, regularly inspect the AC power cord. If damaged, stop use immediately and contact the appropriate PlayStation® customer service helpline which can be found within the guarantee booklet.
- Do not use a power cord other than the supplied AC power cord. Do not modify the cord.
- Do not touch the plug of the AC power cord with wet hands.
- Protect the AC power cord from being walked on or pinched particularly at plugs, expansion receptacles and the point where the cord exits from the system.
- Do not place heavy items on the cord.
- Do not place the AC power cord near heating equipment and do not expose the cord to heat.
- Do not allow dust or foreign matter to build up around the AC IN connector. Before connecting or plugging in the AC power cord, check that there is no dust or foreign matter in or on the power plug or connecting end of the cord, the electricity supply or the AC IN connector on the system rear. If the plug or connector becomes dirty, wipe off with a dry cloth before connecting.

- Unplug the AC power cord from the electricity supply before cleaning or moving the system, or when you do not intend to use the system for an extended period of time. When disconnecting, grasp the AC power cord by the plug and pull straight out of the electricity supply. Never pull by the cord and do not pull out at an angle.
- Do not connect the AC power cord to a voltage transformer or inverter. Connecting the AC power cord to a voltage transformer for overseas travel or an inverter for use in an automobile may cause heat to build up in the system and may cause burns or a malfunction.

Never disassemble or modify the system or accessories

Use the PS4™ system and accessories according to the instructions in the product documentation. No authorisation for the analysis or modification of the system or accessories, or the analysis and use of its circuit configurations, is provided. Unauthorised modification of the system or accessories will void your warranty. There are no user serviceable components inside the PS4™ system (the hard disk drive may be removed but not disassembled or modified). Additionally, there is a risk of exposure to laser radiation as well as to electrical shock.

Network

- A broadband Internet connection is required to connect to a network.
- You are responsible for Internet service fees. For details, refer to the information provided in your service contract or contact your Internet service provider.

- Use only an Ethernet cable compatible with 10BASE-T, 100BASE-TX or 1000BASE-T networks. Do not use a cord for a standard residential telephone line or cables of types other than those mentioned here. Using the wrong type of cord or cable can cause more electrical current than necessary to flow through the LAN connector, which may lead to heat build-up, fire or malfunction.

Wireless networking feature

- The 2.4 GHz range of radio waves used by the wireless networking feature of this product is a range shared by various devices. This product has been designed to minimise the effect of other devices using the same range. However, in some cases interference from other devices may reduce the connection speed, shorten the signal range or cause the connection to be terminated unexpectedly.
- When using the PS4™ system's scan function to select a wireless LAN access point, access points that are not intended for public use may be displayed. Only connect to an access point that you are authorised to use, or one that is available through a public wireless LAN or hotspot service.

Moisture condensation

If the system or disc is brought directly from a cold location to a warm one, moisture may condense on the lens inside the system or on the disc. Should this occur, the system may not operate properly. In this case, remove the disc and turn off and unplug the system. Do not put the disc back in until the moisture evaporates (this may take several hours). If the system still does not operate properly, contact the appropriate PlayStation® customer service helpline which can be found within the guarantee booklet.

Cleaning

For safety reasons, before cleaning the system or connected accessories, disconnect the AC power cord from the electricity supply.

Exterior surfaces (plastic cover of system and Wireless Controller)

Follow the instructions below to help prevent the product exterior from deteriorating or becoming discoloured.

- Wipe with a soft, dry cloth.
- Do not apply insecticides or other volatile substances.
- Do not place any rubber or vinyl materials on the product exterior for an extended period of time.
- Do not use solvents or other chemicals. Do not wipe with a chemically-treated cleaning cloth.

Vents

When dust accumulates in the system vents, remove the dust with a low-powered vacuum cleaner.

Connectors

Do not use when the connectors of the system or the AC power cord are not clean. If used when dirty, the flow of electrical current may be obstructed. Remove the dirt with a dry cloth.

Headset

If there is no sound, or the sound quality from the headset is poor, check that the headset connector and the headset plug are clean. If not, wipe them with a dry, soft cloth.

Discs

Note on compatibility

Some media may have region or territorial restrictions and may not work with your system. See media packaging for details.

Handling

Fingerprints, dust, dirt or scratches on the disc can distort the picture or reduce sound quality. Please note the following.

- Do not touch the disc surface when handling a disc.
- Do not stick paper or tape onto discs and do not write on discs.

Storage

- Do not expose discs to high temperatures, high humidity or direct sunlight.
- When discs will not be used for an extended period of time, store them in their cases. Stacking uncased discs or storing them at an angle can cause them to warp.

Cleaning method

- Clean discs with a soft cloth, lightly wiping from the centre outwards.
- Do not use solvents, record cleaners, anti-static spray or other chemicals as these can damage the discs.



Where you see either symbol on any of our electrical products, batteries or packaging, it indicates that the relevant electrical product or battery should not be disposed of as general household waste in Europe and Turkey. To ensure the correct waste treatment of the product and battery, please dispose of them in accordance with any applicable local laws or requirements for disposal of electrical equipment/batteries. In so doing, you will help to conserve natural resources and improve standards of environmental protection in treatment and disposal of electrical waste.

This symbol may be used on batteries in combination with additional chemical symbols. The chemical symbols for mercury (Hg) or lead (Pb) will appear if the battery contains more than 0.0005% mercury or more than 0.004% lead.

This product contains a battery which is permanently built-in for safety, performance or data integrity reasons. The battery should not need to be replaced during the lifetime of the product and should only be removed by skilled service personnel. To ensure the correct waste treatment of the battery, please dispose of this product as electrical waste.

Specifications

Design and specifications are subject to change without notice. Depending on the software version in use, the system may operate differently than described in this manual.

PlayStation®4 system

Main Processor	Single-chip custom processor CPU: x86-64 AMD "Jaguar", 8 cores GPU: 1.84 TFLOPS, AMD next-generation Radeon™-based graphics engine
Memory	GDDR5 8 GB
Hard disk drive	Internal, 500 GB*1
Optical drive (read-only)	BD 6× CAV DVD 8× CAV
Laser	Type: Semiconductor, continuous BD Wavelength: 395 – 415 nm Power: Max. 1 mW DVD Wavelength: 640 – 675 nm Power: Max. 1 mW CD Wavelength: 765 – 805 nm Power: Max. 1 mW
Input/output*2	SuperSpeed USB (USB 3.0) port × 2 AUX port

Networking	Ethernet (10BASE-T, 100BASE-TX, 1000BASE-T) IEEE 802.11 b/g/n Bluetooth® 2.1 (EDR)
AV output	HDMI™ OUT port*3 DIGITAL OUT (OPTICAL) port
Controller	DUALSHOCK®4 wireless controller
Power	AC 220 - 240 V, 50/60 Hz
Maximum rated power	250 W
External dimensions (excluding projecting parts)	Approx. 275 x 53 x 305 mm (width × height × depth)
Mass	Approx. 2.8 kg
Operating temperature	5°C – 35°C
Main supplied items	HDMI cable USB cable Mono headset (with muting feature) AC power cord

*1 A portion of the hard disk capacity is reserved for use in connection with system administration, maintenance and additional options.

As a result, the availability of hard disk capacity may vary.

*2 Usability of all connected devices is not guaranteed.

*3 Use the supplied HDMI cable.

DUALSHOCK®4 Wireless Controller

Input power rating	DC 5 V, 800 mA
Battery type	Built-in rechargeable lithium-ion battery
Voltage	DC 3.65 V
Battery capacity	1,000 mAh
Operating temperature	5 °C - 35 °C
Mass	Approx. 210 g

Playable discs

Blu-ray Disc™ (BD)*1	PlayStation®4 format BD-ROM*2
	BD-ROM
	BD-R
	BD-RE*3
DVD*1	DVD-ROM
	DVD+R/RW
	DVD-R/RW
	AVCHD






*1 The first time you play a disc, you must enable the disc playback feature over the Internet.

*2 PlayStation® format software, PlayStation®2 format software, and PlayStation®3 format software cannot be played.

*3 Playback of BD-RE ver. 1.0 discs is not supported.

Region codes

Depending on the disc, a region code that is based on the geographic region where the disc is distributed may be assigned. The PS4™ system can play discs marked with the following region codes.

Disc	Region code
Blu-ray Disc (BD)	
DVD	 
PlayStation®4 format BD-ROM	 


Notices

- DVD discs that have not been finalised cannot be played.
- Do not use the following discs. If you do, the system may be damaged.
 - 8 cm discs
 - Non-circular discs, such as discs in the shape of a card, star, or heart
 - Discs that are cracked or deformed, or discs that have been repaired
- A DualDisc features one side that conforms to the DVD standard, and another side with audio only. The audio-only side cannot be played on the PS4™ system.
- When playing discs with content that was copied fraudulently, abnormal sounds may be produced or the content may not play correctly.

- For continuous playback of copyright-protected BDs, the encryption key for AACPS (Advanced Access Content System) may need to be renewed. To renew the key, you must update the system software.
- Some discs may not be playable due to scratches, dust, the quality of recording, or the characteristics of the recording device.
- In rare instances, BD and DVD may not operate properly when played on the PS4™ system. This is primarily due to variations in the manufacturing process or encoding of the software.

Copyright and trademarks

“PS”, “PlayStation”, “DUALSHOCK” and “△○×□” are registered trademarks of Sony Computer Entertainment Inc.
 “PS4” is a trademark of the same company.

“SONY” and “” are registered trademarks of Sony Corporation.

The Bluetooth® word mark and logos are owned by the Bluetooth SIG, Inc. and any use of such marks by Sony Computer Entertainment Inc. is under license. Other trademarks and trade names are those of their respective owners.

“Blu-ray Disc™” and “Blu-ray™” are trademarks of the Blu-ray Disc Association.

Manufactured under license from Dolby Laboratories. Dolby and the double-D symbol are trademarks of Dolby Laboratories.



For DTS patents, see <http://patents.dts.com>. Manufactured under license from DTS Licensing Limited. DTS, DTS-HD, the Symbol, & DTS and the Symbol together are registered trademarks, and DTS-HD Master Audio | 7.1 is a trademark of DTS, Inc. © DTS, Inc. All Rights Reserved.



The terms HDMI and HDMI High-Definition Multimedia Interface, and the HDMI Logo are trademarks or registered trademarks of HDMI Licensing LLC in the United States and other countries.

Java is a registered trademark of Oracle and/or its affiliates.



Radeon is a trademark of Advanced Micro Devices, Inc.



USB-IF SuperSpeed USB Trident logo is a registered trademark of USB Implementers Forum, Inc.



Visit <http://www.scei.co.jp/ps4-license/index.html> for other licensees and trademarks.

All other trademarks are the property of their respective owners.

User's Guide

Select  (Settings) >  (User's Guide) from the function screen. The User's Guide contains explanations of how to use each function, how to perform settings, how long to allow for charging the controller, and other operations. You can also view the User's Guide from a computer or other device.

eu.playstation.com/help/ps4/manuals/

Update site

This site provides the latest information about system software updates, including how to update the system software.

eu.playstation.com/ps4

Support

The official site for PlayStation® product support provides the latest questions and answers about your product.

eu.playstation.com/help/ps4/

