

SONY®

EN



Safety Guide

PCH-2016

7027808

WARNINGS

To avoid electrical shock, do not open the cabinet. Refer servicing to qualified personnel only.

This product has been manufactured by or on behalf of Sony Computer Entertainment Inc., 1-7-1 Konan Minato-ku Tokyo, 108-0075 Japan.

TRA

REGISTERED No:
ER34851/14
DEALER No:
DA0096946/12

Seizures induced by light stimulation (Photosensitive Epilepsy)

If you have an epileptic condition or have had seizures, consult your doctor prior to playing. Some individuals may experience eye soreness, altered vision, migraine, muscle twitching, convulsion, blackout, loss of awareness or disorientation when exposed to flashing or flickering lights or other light stimulation on a television screen or while playing video games. If you experience any of the above symptoms while playing, discontinue use immediately and consult your doctor.

Stop playing immediately when you experience the following symptoms

In addition to the above symptoms, whilst playing if you have a headache, dizziness, nausea, fatigue, similar symptoms to motion sickness, or if you feel a discomfort or pain in any body part such as eyes, ears, hands, arms, feet, discontinue use immediately. If the condition persists, seek medical attention.

Headphones

Adjust your headphone volume so that surrounding sounds can be heard. If you experience ringing or any discomfort in your ears, discontinue use of your headphones.

Radio waves

Radio waves may affect electronic equipment or medical devices (for example, pacemakers), which may cause malfunctions and possible injuries.

- If you use a pacemaker or other medical device, consult your physician or the manufacturer of your medical device before using the wireless networking feature (Bluetooth® and wireless LAN).
- Keep the PS Vita system at least 20 cm away from a pacemaker or other medical devices when using the network features.
- Do not carry the PS Vita system in a breast pocket if you use a pacemaker.
- Turn off your PS Vita system immediately, if you have any reason to suspect that interference is occurring with your pacemaker.
- Do not use the network features in the following locations:
 - Areas where network features use is prohibited, such as in aeroplanes and hospitals. Abide by medical institution regulations when using the system on their premises.
 - Areas near fire alarms, automatic doors and other types of automated equipment.
- Use caution when using the network features in a vehicle, as radio waves may affect electronic equipment in some vehicles.

System software

Use of this PS Vita system means acceptance of Sony Computer Entertainment Inc.'s system software licence agreement. Refer to <http://www.scei.co.jp/psvita-eula/> for further details.

The commercial use or rental of this product is prohibited.

Contents

WARNINGS	2
Precautions	5
Specifications	10
Copyright and trademarks	12

The information contained in this manual is subject to change without notice.

Precautions

Before using this product, carefully read this manual and retain it for future reference. Parents and guardians of children should read this manual and make sure that the child follows all safety precautions.

Safety

This product has been designed with the highest concern for safety. However, any electrical device, if used improperly, has the potential for causing fire, electrical shock or personal injury. To help ensure accident-free operation, follow these guidelines:


- Observe all warnings, precautions and instructions.
- Regularly inspect the AC adaptor, AC power cord and USB cable.
- If your PS Vita system is damaged, do not use it. Unplug the AC power cord from the electricity supply and disconnect any other cables immediately.
- Stop use, unplug the AC power cord from the electricity supply and disconnect any other cables immediately if the device functions in an abnormal manner, produces unusual sounds or smells or if it or the AC adaptor becomes too hot to touch.
- Caution – using the built-in battery:
 - This product contains a Lithium-Ion rechargeable battery.
 - Before using this product, read all instructions for handling and charging the battery and follow them carefully.
 - Take extra care when handling the battery. Misuse can cause fire and burns.
 - Never attempt to open, crush, heat or set fire to the battery.
 - Do not leave the battery charging for a prolonged period of time when the product is not in use.

– Always dispose of used batteries in accordance with local laws or requirements.

- Do not handle damaged or leaking lithium-ion batteries. If the internal battery fluid leaks, stop using the product immediately and contact technical support for assistance. If the fluid gets into your eyes, immediately rinse the affected area with clean water and consult your physician. The battery fluid can cause blindness.
- Contact the appropriate PlayStation® customer service helpline which can be found with this product's guarantee information.

Use and handling

- Use in a well-lit area and keep the screen a safe distance from your face.
- Hold the system securely in your hand when you use the system.
- Avoid prolonged use of the PS Vita system. To help prevent eyestrain, take a break of about 15 minutes during every hour of play.
- Avoid playing when you are tired or need sleep.
- Stop using the system immediately if you begin to feel tired or if you experience discomfort or pain in your hands or arms while operating the system. If the condition persists, consult a doctor.
- If you experience any of the following health problems, discontinue use of the system immediately. If symptoms persist, consult a doctor.
 - Dizziness, nausea, fatigue or symptoms similar to motion sickness.
 - Discomfort or pain in a part of the body, such as eyes, ears, hands or arms.

- Exercise care when setting the volume. If you set the volume too high, it may harm your hearing or damage the speakers.
- Keep the system and accessories out of the reach of small children. Small children may swallow the media cards or wrap the cables/straps around themselves, which may inflict injury or cause an accident or a malfunction. Media cards may present a choking hazard.
- Do not use the system while driving or riding a bicycle. Looking at the screen or operating the system while driving an automobile or riding a bicycle may result in a traffic accident.
- Take extra care when using the system while walking.
- Do not use the system or accessories near water.
- Do not use the system in places where the use of wireless communication devices is prohibited, such as on aeroplanes or in hospitals. The radio waves the system emits can affect electronic devices and cause them to malfunction, which can lead to accidents. When using the system in a medical facility, be sure to follow all of the rules of that facility. When using the system on an aeroplane, go to  (Settings) ➔ [Start] and tap the checkbox for [Flight Mode] to mark it with a checkmark before using it. Turn off the system when taking off and landing. If you use the system on aeroplanes where the use of such devices is prohibited, you will be liable to legal punishment.
- Use only attachments/accessories specified by the manufacturer.
- Do not throw, drop or step on the system or accessories, and do not subject the devices to strong physical impact. Sitting down with the PS Vita system in a pocket or placing the system in the bottom of a backpack along with heavy objects may cause damage to the system.
- Do not forcibly twist the PS Vita system or expose the system to strong physical shock during gameplay.
- Do not touch or insert foreign objects into the connectors of the system or accessories.
- This system has internal parts that use magnets, which may affect magnetic recording devices.
- Do not place the system close to items with a magnetic strip, such as credit cards.
- Depending on the conditions of use, the system or AC adaptor may reach temperatures of 40°C or more. Do not touch the system or AC adaptor for an extended period of time under these conditions. Extended contact under these conditions may cause low-temperature burns*.
 - * Low-temperature burns are burns that occur when the skin is in contact with objects of relatively low temperatures (40°C or more) for an extended period of time.
- Parents are encouraged to monitor children in online activities to ensure safe and responsible Internet usage. Refer to eu.playstation.com/parents for further details.

Storage conditions

- Do not expose the system, battery or accessories to high temperatures, high humidity, or direct sunlight.
- Do not leave the system or accessories in a car with the windows closed (particularly in summer).
- Do not expose the system or accessories to dust, smoke or steam. Do not allow liquid or small particles to get into the system or accessories.
- Do not place the system or accessories on surfaces that are tilted, unstable or subject to vibration.
- Do not expose the system to rain or moisture.

AC adaptor, AC power cord and USB cable use

- For your safety, use only a licensed or genuine Sony AC adaptor to charge the PS Vita system. Other types may cause fire, electrical shocks or a malfunction.

- Do not touch the plug of the AC power cord with wet hands.
- Do not touch the AC power cord, AC adaptor, USB cable or the system, if connected to an electricity supply, during an electrical storm.
- Do not use a power source other than the supplied (or approved replacement) AC adaptor.
- Before plugging in a cable, check that the system connectors (such as the USB connector) and the AC adaptor or USB cable connectors are clean. If not, wipe the connectors with a soft, dry cloth.
- When the system will not be used for an extended period of time, or when cleaning the system, unplug the power cord and any other cables.
- Do not damage the AC adaptor or AC power cord:
 - Do not modify the AC adaptor or AC power cord.
 - Do not wrap the AC power cord or USB cable around the PS Vita system or around the AC adaptor.
 - Do not place the AC adaptor or AC power cord near a heat source or allow them to get hot.
 - Do not subject the AC power cord to tension.
 - When disconnecting the AC power cord, hold it by the plug and pull straight out from the electrical socket. Never pull by the cord and do not pull at an angle.
 - Protect the AC power cord from being walked on or pinched particularly at plugs, electrical socket and the point where they exit from the system.
 - Do not use the PS Vita system or the AC adaptor when they are covered by a cloth or in their cases. Heat may build up and cause a fire or damage to the system.
- Do not connect the AC power cord to a voltage transformer or inverter. Connecting the AC power cord to a voltage transformer for overseas travel or an inverter for use in an automobile may cause heat to build up in the AC adaptor and may cause burns or a malfunction.

- Use an electricity supply that is easily accessible, so the AC power cord can be unplugged quickly if the need arises.
- The socket-outlet shall be installed near the equipment and shall be easily accessible.

Screen

- The screen (touchscreen) is made of glass and may crack or break if subjected to excessive force. If the screen cracks or breaks, do not touch the screen or exposed internal components.
- When using the system, keep the light in the room bright and keep as far away from the screen as possible.
- Don't press your finger on the screen with excessive force. Also, do not scrape or scratch the screen with anything hard, such as metal, or anything with a sharp tip (such as a pencil or your fingernails). Any of these actions may damage or break the screen.
- Prolonged contact with water or dust may damage the screen and shorten its life.
- Black (dark) pixels and continuously lit pixels may appear in certain locations on the screen. The appearance of such spots is a normal occurrence associated with screens and is not a sign of a system malfunction. Screens are made using highly precise technology. However, a very small number of dark pixels or continuously lit pixels may exist and colour irregularities or brightness irregularities may be visible on each screen. Also, a distorted image may remain on the screen for several seconds after the system has been turned off.
- Direct exposure to sunlight may damage the system's screen. Be careful when using the system outdoors or near a window.
- When using the system in a cold environment, you may notice shadows on the graphics or the screen may appear darker than usual. This is not a malfunction, and the screen will return to normal when the temperature goes up.

- Do not leave still images displayed on the screen for an extended period of time. This may cause a faint image to be left permanently on the screen.

Left Stick / Right Stick

- You cannot remove the sticks. If you try to remove them, you could injure yourself or damage the system.
- The sticks cannot be operated by pressing on them. If you press on them too hard you can damage them.

Using Wi-Fi access points

When connecting to the Internet using the Wi-Fi feature, the system automatically detects nearby access points. An access point that you are not authorised to use may be included among the detected devices. Only connect to a personal access point that you are authorised to use, or one that is available through a commercial Wi-Fi service. The user is responsible for all fees associated with Wi-Fi access.

Parental Controls

The PS Vita system offers parents and guardians controls to limit the content that children and teenagers can access and the features they can use. Refer to the User's Guide for details about parental controls.

Recorded data

In the following cases, data saved on a PlayStation®Vita card or memory card might be lost or corrupted.

- Removing the PS Vita card or turning off the PS Vita system while it is saving or loading data.
- Removing the memory card while the PS Vita system is turned on.

- Using it in a location that is exposed to static electricity or electrical interference.

If, for any reason, software or data loss or corruption occurs, it is usually not possible to recover the software or data. It is recommended that you regularly back up software and data. Sony Computer Entertainment Inc. and its subsidiaries and affiliates will not be held liable for any damages or injury in the case of software or data loss or corruption.

Cases and coverings

When the system is stored in its case or is otherwise covered, either turn off the power or put the system in the standby mode. If you use it while it is in its case or when it is covered, heat may build up and cause damage to the system.

Never disassemble the system or accessories

Use the PS Vita system and accessories according to the instructions in this manual. No authorisation for the analysis or modification of the system, or the analysis and use of its circuit configurations, is provided. Disassembling will void the system warranty. Additionally, there is a risk of fire, electrical shock or malfunction.

Use in other countries

Depending on the country or region, there are limitations on the use of certain types of radio waves. In some cases, use of the system's network features may lead to a fine or other penalty.

When moisture condensation occurs

If the PS Vita system is brought directly from a cold location to a warm one, moisture may condense inside the system and cause it to operate improperly.

Should this occur, turn off and unplug the system. Do not use the PS Vita system until the moisture evaporates (this may take several hours). If the system still does not operate properly, contact the appropriate PlayStation® customer service helpline which can be found with this product's guarantee information.

Care and cleaning of exterior surfaces

For safety reasons, unplug the AC power cord from the electricity supply and disconnect any other cables before cleaning.

Cleaning the exterior surface, screen and camera area

- Wipe gently with a soft cloth
- Do not use solvents or other chemicals to clean the exterior surface, screen and camera area.
- Do not use a chemically-treated cleaning cloth to wipe the system.

Cleaning the connectors

Do not allow dust or dirt to build up around the PS Vita system connectors, the AC adaptor, the USB cable connectors or accessory connectors. Dirty connectors may prevent signals from being sent or received properly and can result in fire or electrical shock. If the headphone connector is dirty, you may experience sound interruptions. Clean all connectors by wiping with a dry, soft cloth.

Contact with other objects

Observe the following precaution so that the surface of the PS Vita system does not become discoloured or damaged: Do not allow the system to remain in direct contact with rubber or vinyl products for an extended period of time.


Battery life


The built-in battery has a limited life span. Battery duration will decrease with repeated usage and age.

Hint

Battery life span varies depending on how the battery is stored and on the conditions of use, including long-term environmental factors such as temperature.

When your PS Vita system is not operating correctly

Press and hold  (power) button until the safe mode menu appears. Follow the on-screen instructions to restart the PS Vita system.

When the PS Vita system does not start in safe mode even after you keep pressing  (power) button for more than 30 seconds, the battery charge might be too low to turn on the system. In this case, charge your PS Vita system using the included AC adaptor.

Safe mode is a start-up mode for your PS Vita system in which only a few system functions are available for solving problems. In safe mode, use your PS Vita system's buttons to operate the menu.

Specifications

Design and specifications are subject to change without notice. Depending on the software version in use, the system may operate differently than described in this manual.

PlayStation®Vita system

Screen	5 inches / 12.7cm (16:9), 960 × 544, LCD, multi-touch capacitive touchscreen Approximately 16,770,000 colours displayed
Rear touch pad	Capacitive multi-touch pad
Cameras	Front camera, rear camera Maximum resolution: 640 × 480(VGA)
Sound	Built-in stereo speakers Built-in microphone
Sensors	Six-axis motion sensing system (threeaxis gyroscope, three-axis accelerometer), Three-axis electronic compass
Location	Supports Wi-Fi location service
Main slots and connectors	PS Vita card slot Memory card slot USB port Headset jack

Internal memory card	Approx. 1GB*
Power source	Built-in rechargeable lithium-ion battery: DC 3.7V, 2210mAh AC adaptor: DC 5.0V
Maximum power consumption	Approx. 6W (when charging)
External dimensions	Approx. 183.6 × 15.0 × 85.1mm (width × height × depth) (excluding largest projection)
Weight	Approx. 219g
Operating environment temperature	5°C - 35°C
Country of production	China

* The internal memory card contains space that is available for users and space that is reserved for the system, so the actual space that is free for users is smaller than the total space stated in this document.

Network features

Wi-Fi	IEEE 802.11b/g/n support*
Bluetooth®	Bluetooth® 2.1+EDR compliant

* 802.11n is supported only for a 1 × 1 configuration.

AC adaptor

Input	AC 100-240V, 50/60Hz
Output	DC 5V, 1500mA (1.5A)
External dimensions	Approx. 45 × 22 × 68mm (width × height × depth) (excludes largest projection)
Weight	Approx. 51g

Region Code

The PlayStation®Vita format software has region codes assigned to each region where the system is sold. On this system you can use software for the following regions:



Estimating the battery charge time*

Charging with the AC adaptor	Approx. 2 hours 40 minutes
-------------------------------------	----------------------------

* When charging a battery with no charge remaining.

Estimated battery duration

Game**2	Approx. 4–6 hours
Video playback*1	Approx. 7 hours
Playing music**3	Approx. 12 hours

*1 When the screen brightness is set to the default setting, the Bluetooth® feature is not being used, and headphones are being used.

**2 When the network feature is not being used.


**3 When the system is put into standby mode whilst music is being played.

Hint

Battery duration may vary depending on screen brightness, how network features (Wi-Fi/Bluetooth®) are being used, and the type of content being played.

Copyright and trademarks

“PS”, “PlayStation”, “(△)(○)(×)(□)”, “PSVITA” and “LIVEAREA” are registered trademarks or trademarks of Sony Computer Entertainment Inc.



“SONY” and “” are registered trademarks of Sony Corporation.

“Sony Entertainment Network” is a trademark of the same company.

The Bluetooth® word mark and logos are owned by the Bluetooth SIG, Inc. and any use of such marks by Sony Computer Entertainment Inc. is under license. Other trademarks and trade names are those of their respective owners.

All other trademarks are the properties of their respective owners.

User's Guide

To read the User's Guide, tap  (User's Guide) on the  (Settings) LiveArea™ screen. An Internet connection is required to read the User's Guide.

You can also read the User's Guide by visiting the following website:

eu.playstation.com/psvita/support/manuals/

Update site

This site provides the latest information about system software updates, including how to update the system software. By updating the system software of the PS Vita system, you can enjoy additional features, improved usability and enhanced security. Always update to the latest version.

eu.playstation.com/psvita/support/system-software/

Support

Visit the Support website for additional information about using your PS Vita system and for answers to technical questions.

eu.playstation.com/psvita/support/

