

SONY®

EN



Safety Guide

PCH-2016

7027115

WARNINGS

To avoid electrical shock, do not open the cabinet. Refer servicing to qualified personnel only.

This product has been manufactured by or on behalf of Sony Computer Entertainment Inc., 1-7-1 Konan Minato-ku Tokyo, 108-0075 Japan.

Seizures induced by light stimulation (Photosensitive Epilepsy)

If you have an epileptic condition or have had seizures, consult your doctor prior to playing. Some individuals may experience eye soreness, altered vision, migraine, muscle twitching, convulsion, blackout, loss of awareness or disorientation when exposed to flashing or flickering lights or other light stimulation on a television screen or while playing video games. If you experience any of the above symptoms while playing, discontinue use immediately and consult your doctor.

Stop playing immediately when you experience the following symptoms

In addition to the above symptoms, whilst playing if you have a headache, dizziness, nausea, fatigue, similar symptoms to motion sickness, or if you feel a discomfort or pain in any body part such as eyes, ears, hands, arms, feet, discontinue use immediately. If the condition persists, seek medical attention.

Headphones

Adjust your headphone volume so that surrounding sounds can be heard. If you experience ringing or any discomfort in your ears, discontinue use of your headphones.

Radio waves

Radio waves may affect electronic equipment or medical devices (for example, pacemakers), which may cause malfunctions and possible injuries.

- If you use a pacemaker or other medical device, consult your physician or the manufacturer of your medical device before using the wireless networking feature (Bluetooth® and wireless LAN).
- Keep the PS Vita system at least 20 cm away from a pacemaker or other medical devices when using the network features.
- Do not carry the PS Vita system in a breast pocket if you use a pacemaker.
- Turn off your PS Vita system immediately, if you have any reason to suspect that interference is occurring with your pacemaker.
- Do not use the network features in the following locations:
 - Areas where network features use is prohibited, such as in aeroplanes and hospitals. Abide by medical institution regulations when using the system on their premises.
 - Areas near fire alarms, automatic doors and other types of automated equipment.
- Use caution when using the network features in a vehicle, as radio waves may affect electronic equipment in some vehicles.

System software

Use of this PS Vita system means acceptance of Sony Computer Entertainment Inc.'s system software licence agreement. Refer to <http://www.scei.co.jp/psvita-eula/> for further details.

The commercial use or rental of this product is prohibited.

Contents

WARNINGS	2
Precautions	5
GUARANTEE	10
Specifications	13
Copyright and trademarks	15

The information contained in this manual is subject to change without notice.

Precautions

Before using this product, carefully read this manual and retain it for future reference. Parents and guardians of children should read this manual and make sure that the child follows all safety precautions.


Safety

This product has been designed with the highest concern for safety. However, any electrical device, if used improperly, has the potential for causing fire, electrical shock or personal injury. To help ensure accident-free operation, follow these guidelines:

- Observe all warnings, precautions and instructions.
- Regularly inspect the AC adaptor, AC power cord and USB cable.
- If your PS Vita system is damaged, do not use it. Unplug the AC power cord from the electricity supply and disconnect any other cables immediately.
- Stop use, unplug the AC power cord from the electricity supply and disconnect any other cables immediately if the device functions in an abnormal manner, produces unusual sounds or smells or if it or the AC adaptor becomes too hot to touch.
- Do not handle damaged or leaking lithium-ion batteries. If the internal battery fluid leaks, stop using the product immediately and contact technical support for assistance. If the fluid gets into your eyes, immediately rinse the affected area with clean water and consult your physician. The battery fluid can cause blindness.
- Contact the appropriate PlayStation® customer service helpline which can be found within the guarantee section.

Use and handling

- Use in a well-lit area and keep the screen a safe distance from your face.
- Hold the system securely in your hand when you use the system.
- Avoid prolonged use of the PS Vita system. To help prevent eyestrain, take a break of about 15 minutes during every hour of play.
- Avoid playing when you are tired or need sleep.
- Stop using the system immediately if you begin to feel tired or if you experience discomfort or pain in your hands or arms while operating the system. If the condition persists, consult a doctor.
- If you experience any of the following health problems, discontinue use of the system immediately. If symptoms persist, consult a doctor.
 - Dizziness, nausea, fatigue or symptoms similar to motion sickness.
 - Discomfort or pain in a part of the body, such as eyes, ears, hands or arms.
- Exercise care when setting the volume. If you set the volume too high, it may harm your hearing or damage the speakers.
- Keep the system and accessories out of the reach of small children. Small children may swallow the media cards or wrap the cables/straps around themselves, which may inflict injury or cause an accident or a malfunction. Media cards may present a choking hazard.
- Do not use the system while driving or riding a bicycle. Looking at the screen or operating the system while driving an automobile or riding a bicycle may result in a traffic accident.
- Take extra care when using the system while walking.

- Do not use the system or accessories near water.
- Do not use the system in places where the use of wireless communication devices is prohibited, such as on aeroplanes or in hospitals. The radio waves the system emits can affect electronic devices and cause them to malfunction, which can lead to accidents. When using the system in a medical facility, be sure to follow all of the rules of that facility. When using the system on an aeroplane, go to  (Settings) ➔ [Start] and tap the checkbox for [Flight Mode] to mark it with a checkmark before using it. Turn off the system when taking off and landing. If you use the system on aeroplanes where the use of such devices is prohibited, you will be liable to legal punishment.
- Use only attachments/accessories specified by the manufacturer.
- Do not throw, drop or step on the system or accessories, and do not subject the devices to strong physical impact. Sitting down with the PS Vita system in a pocket or placing the system in the bottom of a backpack along with heavy objects may cause damage to the system.
- Do not forcibly twist the PS Vita system or expose the system to strong physical shock during gameplay.
- Do not touch or insert foreign objects into the connectors of the system or accessories.
- This system has internal parts that use magnets, which may affect magnetic recording devices.
- Do not place the system close to items with a magnetic strip, such as credit cards.
- Depending on the conditions of use, the system or AC adaptor may reach temperatures of 40 °C or more. Do not touch the system or AC adaptor for an extended period of time under these conditions. Extended contact under these conditions may cause low-temperature burns*.

* Low-temperature burns are burns that occur when the skin is in contact with objects of relatively low temperatures (40 °C or more) for an extended period of time.

- Parents are encouraged to monitor children in online activities to ensure safe and responsible Internet usage. Refer to eu.playstation.com/parents for further details.

Storage conditions

- Do not expose the system, battery or accessories to high temperatures, high humidity, or direct sunlight.
- Do not leave the system or accessories in a car with the windows closed (particularly in summer).
- Do not expose the system or accessories to dust, smoke or steam. Do not allow liquid or small particles to get into the system or accessories.
- Do not place the system or accessories on surfaces that are tilted, unstable or subject to vibration.
- Do not expose the system to rain or moisture.

AC adaptor, AC power cord and USB cable use

- For your safety, use only a licensed or genuine Sony AC adaptor to charge the PS Vita system. Other types may cause fire, electrical shocks or a malfunction.
- Do not touch the plug of the AC power cord with wet hands.
- Do not touch the AC power cord, AC adaptor, USB cable or the system, if connected to an electricity supply, during an electrical storm.
- Do not use a power source other than the supplied (or approved replacement) AC adaptor.

- Before plugging in a cable, check that the system connectors (such as the USB connector) and the AC adaptor or USB cable connectors are clean. If not, wipe the connectors with a soft, dry cloth.
- When the system will not be used for an extended period of time, or when cleaning the system, unplug the power cord and any other cables.
- Do not damage the AC adaptor or AC power cord:
 - Do not modify the AC adaptor or AC power cord.
 - Do not wrap the AC power cord or USB cable around the PS Vita system or around the AC adaptor.
 - Do not place the AC adaptor or AC power cord near a heat source or allow them to get hot.
 - Do not subject the AC power cord to tension.
 - When disconnecting the AC power cord, hold it by the plug and pull straight out from the electrical socket. Never pull by the cord and do not pull at an angle.
 - Protect the AC power cord from being walked on or pinched particularly at plugs, electrical socket and the point where they exit from the system.
 - Do not use the PS Vita system or the AC adaptor when they are covered by a cloth or in their cases. Heat may build up and cause a fire or damage to the system.
- Do not connect the AC power cord to a voltage transformer or inverter. Connecting the AC power cord to a voltage transformer for overseas travel or an inverter for use in an automobile may cause heat to build up in the AC adaptor and may cause burns or a malfunction.
- Use an electricity supply that is easily accessible, so the AC power cord can be unplugged quickly if the need arises.
- The socket-outlet shall be installed near the equipment and shall be easily accessible.

Screen

- The screen (touchscreen) is made of glass and may crack or break if subjected to excessive force. If the screen cracks or breaks, do not touch the screen or exposed internal components.
- When using the system, keep the light in the room bright and keep as far away from the screen as possible.
- Don't press your finger on the screen with excessive force. Also, do not scrape or scratch the screen with anything hard, such as metal, or anything with a sharp tip (such as a pencil or your fingernails). Any of these actions may damage or break the screen.
- Prolonged contact with water or dust may damage the screen and shorten its life.
- Black (dark) pixels and continuously lit pixels may appear in certain locations on the screen. The appearance of such spots is a normal occurrence associated with screens and is not a sign of a system malfunction. Screens are made using highly precise technology. However, a very small number of dark pixels or continuously lit pixels may exist and colour irregularities or brightness irregularities may be visible on each screen. Also, a distorted image may remain on the screen for several seconds after the system has been turned off.
- Direct exposure to sunlight may damage the system's screen. Be careful when using the system outdoors or near a window.
- When using the system in a cold environment, you may notice shadows on the graphics or the screen may appear darker than usual. This is not a malfunction, and the screen will return to normal when the temperature goes up.
- Do not leave still images displayed on the screen for an extended period of time. This may cause a faint image to be left permanently on the screen.

Left Stick / Right Stick

- You cannot remove the sticks. If you try to remove them, you could injure yourself or damage the system.
- The sticks cannot be operated by pressing on them. If you press on them too hard you can damage them.

Using Wi-Fi access points

When connecting to the Internet using the Wi-Fi feature, the system automatically detects nearby access points. An access point that you are not authorised to use may be included among the detected devices. Only connect to a personal access point that you are authorised to use, or one that is available through a commercial Wi-Fi service. The user is responsible for all fees associated with Wi-Fi access.

Parental Controls

The PS Vita system offers parents and guardians controls to limit the content that children and teenagers can access and the features they can use. Refer to the User's Guide for details about parental controls.

Recorded data

In the following cases, data saved on a PlayStation®Vita card or memory card might be lost or corrupted.

- Removing the PS Vita card or turning off the PS Vita system while it is saving or loading data.
- Removing the memory card while the PS Vita system is turned on.
- Using it in a location that is exposed to static electricity or electrical interference.

If, for any reason, software or data loss or corruption occurs, it is usually not possible to recover the software or data. It is recommended that you regularly back up software and data. Sony Computer Entertainment Inc. and its subsidiaries and affiliates will not be held liable for any damages or injury in the case of software or data loss or corruption.

Cases and coverings

When the system is stored in its case or is otherwise covered, either turn off the power or put the system in the standby mode. If you use it while it is in its case or when it is covered, heat may build up and cause damage to the system.

Never disassemble the system or accessories

Use the PS Vita system and accessories according to the instructions in this manual. No authorisation for the analysis or modification of the system, or the analysis and use of its circuit configurations, is provided. Disassembling will void the system warranty. Additionally, there is a risk of fire, electrical shock or malfunction.

Use in other countries

Depending on the country or region, there are limitations on the use of certain types of radio waves. In some cases, use of the system's network features may lead to a fine or other penalty.

When moisture condensation occurs

If the PS Vita system is brought directly from a cold location to a warm one, moisture may condense inside the system and cause it to operate improperly.

Should this occur, turn off and unplug the system. Do not use the PS Vita system until the moisture evaporates (this may take several hours). If the system still does not operate properly, contact the appropriate PlayStation® customer service helpline which can be found within the guarantee section.

Care and cleaning of exterior surfaces

For safety reasons, unplug the AC power cord from the electricity supply and disconnect any other cables before cleaning.

Cleaning the exterior surface, screen and camera area

- Wipe gently with a soft cloth
- Do not use solvents or other chemicals to clean the exterior surface, screen and camera area.
- Do not use a chemically-treated cleaning cloth to wipe the system.

Cleaning the connectors

Do not allow dust or dirt to build up around the PS Vita system connectors, the AC adaptor, the USB cable connectors or accessory connectors. Dirty connectors may prevent signals from being sent or received properly and can result in fire or electrical shock. If the headphone connector is dirty, you may experience sound interruptions. Clean all connectors by wiping with a dry, soft cloth.

Contact with other objects

Observe the following precaution so that the surface of the PS Vita system does not become discoloured or damaged: Do not allow the system to remain in direct contact with rubber or vinyl products for an extended period of time.


Battery life


The built-in battery has a limited life span. Battery duration will decrease with repeated usage and age.

Hint

Battery life span varies depending on how the battery is stored and on the conditions of use, including long-term environmental factors such as temperature.

When your PS Vita system is not operating correctly

Press and hold  (power) button until the safe mode menu appears. Follow the on-screen instructions to restart the PS Vita system.

When the PS Vita system does not start in safe mode even after you keep pressing  (power) button for more than 30 seconds, the battery charge might be too low to turn on the system. In this case, charge your PS Vita system using the included AC adaptor.

Safe mode is a start-up mode for your PS Vita system in which only a few system functions are available for solving problems. In safe mode, use your PS Vita system's buttons to operate the menu.

GUARANTEE

GUARANTEE

Thank you for buying this Product. We hope you enjoy using it. The term "Product" means your PlayStation® system and any official PlayStation® peripherals supplied in the box with your PlayStation® system.

Please note: the system software pre-installed in the Product or subsequently provided via updates or upgrade releases is licensed to you, not sold, and is for use only as part of the Product. The terms of such system software licence are at eu.playstation.com/legal.

This Guarantee is given to you, the first user of the Product by Sony Computer Entertainment Europe Limited ("SCEE") of 10 Great Marlborough Street, London, W1F 7LP, United Kingdom. It is personal to you and cannot be used by anyone else. This Guarantee is in addition to your statutory consumer rights (under applicable law) and does not affect them in any way. Our Guarantee to you: SCEE guarantees that this Product is free from defects in materials and workmanship that result in Product failure during normal usage in accordance with the terms set out below and will, for a period of 1 (one) year from the date of original purchase (the "Guarantee Period"), repair or, at SCEE's option, replace any component part of this Product, free of charge, where it is faulty due to defective materials or workmanship. Replacement will be with a new or, at SCEE's option, refurbished component or system, which is guaranteed for the longer of 3 (three) months and the remainder of the original Guarantee Period. This Guarantee does not cover your data; any software or PlayStation® games whether or not packaged or included with the Product; any PlayStation® peripherals that are not manufactured by or for SCEE; or any PlayStation® accessories.

IMPORTANT

1. If you need to claim under this Guarantee, please use your local Customer Service helpline or email address shown in this manual for return instructions.
2. Where SCEE has put this Product on the market in Azerbaijan, Belorussia, Georgia, India, Kazakhstan, Kyrgyzstan, Russian Federation, Tajikistan, Turkmenistan, Ukraine and Uzbekistan, this Guarantee is valid in all those countries provided:
 - a. the original sales receipt or invoice or other proof of purchase indicating the date of purchase and retailer's name, which has not been altered or defaced since the date of original purchase, is presented together with the Product within the Guarantee period; and
 - b. any Guarantee seal and the serial number on the Product have not been damaged, altered, defaced or removed; and
 - c. there is no evidence that any attempt (successful or otherwise) has been made to open or remove the casing of the Product.
3. Under this Guarantee, SCEE may elect at its option to repair or replace the Product or a component of the Product within 21 days of receiving the defective Product from you. All replaced Products and / or components shall become the property of SCEE.
4. Repair or replacement may involve installation of the latest software or firmware updates for the Product.
5. Products with Removable Hard Disk Drive ("HDD")
 - a. Products with a removable HDD must be returned with the original HDD when arranging for warranty service under this Guarantee.
 - b. Repair or replacement of the Product will involve reformatting that HDD.

- c. You understand and agree that reformatting of the HDD will result in loss of your stored data, files and software. To avoid loss of any software, data or files which you wish to retain, before submitting the Product with the HDD for guarantee service you should, where possible, back these up and remove them from the HDD. Clearing your Sony Entertainment Network password will help protect any information you consider confidential.
 - 6. To avoid damage to or loss or erasure of other removable data storage media, peripherals, accessories or nonoriginal components, you must remove them before submitting the Product for Guarantee service.
 - 7. This Guarantee does not cover stored data, files or software. SCEE is not liable to you for any loss or corruption of your data, files or software in connection with your exercise of this Guarantee.
 - 8. You should back up your HDD regularly to prevent loss or alteration of data, files or software although some content cannot be backed up and must be reinstalled by the user.
 - 9. You may not claim under this Guarantee when the Product is damaged as a result of:
 - a. commercial use, accident, negligence, abuse, or misuse (including, without limitation, failure to use this Product for its normal purpose and/or in accordance with instructions on proper use and maintenance, or installation or use in a manner inconsistent with applicable local technical or safety standards);
 - b. use in conjunction with any unauthorised peripheral or component (including, without limitation, game enhancement devices, HDDs, adaptors and power supply devices);
 - c. any adaptation or adjustment to, or alteration of, the Product carried out other than in accordance with instructions on proper use and maintenance of the Product;
 - d. maintenance or repair or attempted maintenance or repair carried out other than by a SCEE-authorized service facility;
 - e. use of unauthorised software, virus infection, fire, flood or other natural calamity; or
 - f. operation or treatment of the Product inconsistent with normal personal or domestic use or operation outside the Product specifications.
 - 10. You may not claim under this Guarantee where you are in material breach of your system software licence (see eu.playstation.com/legal).
 - 11. To the extent permitted by applicable law, this Guarantee will be your sole and exclusive remedy in relation to defects in this Product and all other guarantees, warranties, terms and conditions, express or implied by statute or otherwise, in respect of this Product are excluded and neither SCEE nor any other Sony entity or its or their suppliers or authorised service facilities, will be liable for any special, incidental, indirect or consequential loss or damage including loss of data, howsoever arising.
 - 12. SCEE does not warrant or guarantee any third party products or services which may be offered in connection with the Product.
- If this Product needs any repair which is not covered by this Guarantee, please call your local Customer Service helpline for advice. If your home country is not one of those listed, please contact your retailer.

Customer Service Helpline Contacts

AZ Azərbaycan

BY Беларусь


GE საქართველო

KG Кыргызстан

TJ Тоҷикистон

TM Türkmenistan

UZ O'zbekiston

 +7 495 258 7669

IN भारत गणराज्य

 1800-103-7799


 sonyindia.care@ap.sony.com

KZ Қазақстан

 8-800-070-70-35

 info@sony.ru

RU Россия

 8 800 200 7667

 info@sony.ru

UA Україна

 0 800 307 669

 info@sony.ua

Specifications

Design and specifications are subject to change without notice. Depending on the software version in use, the system may operate differently than described in this manual.

PlayStation®Vita system

Screen	5 inches / 12.7cm (16:9), 960 × 544, LCD, multi-touch capacitive touchscreen Approximately 16,770,000 colours displayed
Rear touch pad	Capacitive multi-touch pad
Cameras	Front camera, rear camera Maximum resolution: 640 × 480(VGA)
Sound	Built-in stereo speakers Built-in microphone
Sensors	Six-axis motion sensing system (threeaxis gyroscope, three-axis accelerometer), Three-axis electronic compass
Location	Supports Wi-Fi location service
Main slots and connectors	PS Vita card slot Memory card slot USB port Headset jack

Internal memory card	Approx. 1GB*
Power source	Built-in rechargeable lithium-ion battery: DC 3.7V, 2210mAh AC adaptor: DC 5.0V
Maximum power consumption	Approx. 6W (when charging)
External dimensions	Approx. 183.6 × 15.0 × 85.1mm (width × height × depth) (excluding largest projection)
Weight	Approx. 219g
Operating environment temperature	5°C - 35°C
Country of production	China

* The internal memory card contains space that is available for users and space that is reserved for the system, so the actual space that is free for users is smaller than the total space stated in this document.

Network features

Wi-Fi	IEEE 802.11b/g/n support*
Bluetooth®	Bluetooth® 2.1+EDR compliant

* 802.11n is supported only for a 1 × 1 configuration.

AC adaptor

Input	AC 100-240V, 50/60Hz
Output	DC 5V, 1500mA (1.5A)
External dimensions	Approx. 45 × 22 × 68mm (width × height × depth) (excludes largest projection)
Weight	Approx. 51g

Region Code

The PlayStation®Vita format software has region codes assigned to each region where the system is sold. On this system you can use software for the following regions:



This PS Vita also supports the playback of PS Vita cards marked with region code 5.

Estimating the battery charge time*

Charging with the AC adaptor	Approx. 2 hours 40 minutes
-------------------------------------	----------------------------

* When charging a battery with no charge remaining.

Estimated battery duration

Game^{*1,2}	Approx. 4–6 hours
Video playback^{*1}	Approx. 7 hours
Playing music^{*1,3}	Approx. 12 hours

*1 When the screen brightness is set to the default setting, the Bluetooth® feature is not being used, and headphones are being used.

*2 When the network feature is not being used.


*3 When the system is put into standby mode whilst music is being played.

Hint

Battery duration may vary depending on screen brightness, how network features (Wi-Fi/Bluetooth®) are being used, and the type of content being played.

Copyright and trademarks

“PS”, “PlayStation”, “△○×□”, “PSVITA” and “LIVEAREA” are registered trademarks or trademarks of Sony Computer Entertainment Inc.



“SONY” and “” are registered trademarks of Sony Corporation.

“Sony Entertainment Network” is a trademark of the same company.

The Bluetooth® word mark and logos are owned by the Bluetooth SIG, Inc. and any use of such marks by Sony Computer Entertainment Inc. is under license. Other trademarks and trade names are those of their respective owners.

All other trademarks are the properties of their respective owners.

User's Guide

To read the User's Guide, tap  (User's Guide) on the  (Settings) LiveArea™ screen. An Internet connection is required to read the User's Guide.

You can also read the User's Guide by visiting the following website:

eu.playstation.com/psvita/support/manuals/

Update site

This site provides the latest information about system software updates, including how to update the system software. By updating the system software of the PS Vita system, you can enjoy additional features, improved usability and enhanced security. Always update to the latest version.

eu.playstation.com/psvita/support/system-software/

Support

Visit the Support website for additional information about using your PS Vita system and for answers to technical questions.

eu.playstation.com/psvita/support/

