

SONY®

EN



Safety Guide

VTE-1016

7025708

WARNINGS

To avoid electrical shock, do not open the cabinet. Refer servicing to qualified personnel only.

TRA

REGISTERED No:
ER34849/14
DEALER No:
DA0096946/12

This product has been manufactured by or on behalf of Sony Computer Entertainment Inc., 1-7-1 Konan Minato-ku Tokyo, 108-0075 Japan.

Seizures induced by light stimulation (Photosensitive Epilepsy)

If you have an epileptic condition or have had seizures, consult your doctor prior to playing. Some individuals may experience eye soreness, altered vision, migraine, muscle twitching, convulsion, blackout, loss of awareness or disorientation when exposed to flashing or flickering lights or other light stimulation on a television screen or while playing video games. If you experience any of the above symptoms while playing, discontinue use immediately and consult your doctor.

Stop playing immediately when you experience the following symptoms

In addition to the above symptoms, whilst playing if you have a headache, dizziness, nausea, fatigue, similar symptoms to motion sickness, or if you feel a discomfort or pain in any body part such as eyes, ears, hands, arms, feet, discontinue use immediately. If the condition persists, seek medical attention.

Radio waves

Radio waves may affect electronic equipment or medical devices (for example, pacemakers), which may cause malfunctions and possible injuries.

- If you use a pacemaker or other medical device, consult your physician or the manufacturer of your medical device before using the wireless networking feature (Bluetooth® and wireless LAN).
- Do not use the wireless networking feature in the following locations:
 - Areas where wireless network use is prohibited, such as in hospitals. Abide by medical institution regulations when using the system on their premises.
 - Areas near fire alarms, automatic doors and other types of automated equipment.

System software

Use of this PS TV system means acceptance of Sony Computer Entertainment Inc's system software licence agreement. Refer to <http://www.scei.co.jp/psvita-eula/> for further details.

The commercial use or rental of this product is prohibited.

Contents

WARNINGS	2
Precautions	4
Specifications	9
Copyright and trademarks	10

The information contained in this manual is subject to change without notice.

Precautions

Before using this product, carefully read this manual and retain it for future reference. Parents and guardians of children should read this manual and make sure that the child follows all safety precautions.

Safety

This product has been designed with the highest concern for safety. However, any electrical device, if used improperly, has the potential for causing fire, electrical shock or personal injury. To help ensure accident-free operation, follow these guidelines:

- Observe all warnings, precautions and instructions.
- Regularly inspect the AC adaptor, AC power cord and HDMI® cable.
- If your PS TV system is damaged, do not use it. Unplug the AC power cord from the electricity supply and disconnect any other cables immediately.
- Stop use, unplug the AC power cord from the electricity supply and disconnect any other cables immediately if the device functions in an abnormal manner, produces unusual sounds or smells or if it or the AC adaptor becomes too hot to touch.
- Contact the appropriate PlayStation® customer service helpline which can be found with this product's guarantee information.

Use and handling

- Use in a well-lit area and keep a safe distance from the TV screen.
- Avoid prolonged use of the PS TV system. To help prevent eyestrain, take a break of about 15 minutes during every hour of play.
- Avoid playing when you are tired or need sleep.
- Stop using the system immediately if you begin to feel tired or if you experience discomfort or pain in your hands or arms while operating the wireless controller. If the condition persists, consult a doctor.
- If you experience any of the following health problems, discontinue use of the system immediately. If symptoms persist, consult a doctor.
 - Dizziness, nausea, fatigue or symptoms similar to motion sickness.
 - Discomfort or pain in a part of the body, such as eyes, ears, hands or arms.
- Keep the system and accessories out of the reach of small children. Small children may swallow the media cards or wrap the cables/straps around themselves, which may inflict injury or cause an accident or a malfunction. Media cards may present a choking hazard.
- Make sure the AC power cord is unplugged from the electricity supply before you connect the HDMI cable.
- Do not use the system or accessories near water.
- Use only attachments/accessories specified by the manufacturer.
- Do not expose the system or accessories to dust, smoke or steam. Do not allow liquid or small particles to get into the system or accessories.

- Do not throw, drop or step on the system or accessories, and do not subject the devices to strong physical impact.
- Do not touch or insert foreign objects into the connectors of the system or accessories.
- Do not place the system and connected accessories on the floor or in a place where they may cause someone to trip or stumble.
- Depending on the conditions of use, the system or AC adaptor may reach temperatures of 40 °C or more. Do not touch the system or AC adaptor for an extended period of time under these conditions. Extended contact under these conditions may cause low-temperature burns*.

* Low-temperature burns are burns that occur when the skin is in contact with objects of relatively low temperatures (40 °C or more) for an extended period of time.

- When connecting the system to a plasma or projection TV*, do not leave a still image on the TV screen for an extended period of time, as this may leave a faint image permanently on the screen.


* Except LCD screen types

- Parents are encouraged to monitor children in online activities to ensure safe and responsible Internet usage. Refer to <http://www.ps-playsafeonline.com> for further details.

Storage conditions

- Do not expose the system or accessories to high temperatures, high humidity, or direct sunlight.
- Do not heat the system with kitchen or heating equipment such as a dryer. It may lead to fire, injury or malfunction.
- Do not place the system or accessories on surfaces that are unstable, tilted or subject to vibration.

Notes on safety when using the controllers

- Do not handle damaged or leaking lithium-ion batteries. If the internal battery fluid leaks, stop using the product immediately and contact technical support for assistance. If the fluid gets on to your clothes, skin or into your eyes, immediately rinse the affected area with clean water and consult your physician. The battery fluid can cause blindness.
- Do not use the vibration function if you have any ailment or injury to the bones, joints or muscles of your hands or arms. If you have an ailment or an injury, do not use the wireless controller to play software titles that contain the vibration function unless you first disable this function.
- Note that some software titles enable the vibration function by default. To disable the vibration function, press and hold the  (PS) button on the controller. Remove the checkmark from [Enable Vibration] on the screen that is displayed.
- Do not stare at the light bar on the DUALSHOCK®4 wireless controller when it is blinking. If you experience discomfort or pain anywhere in or on your body from light stimulation, discontinue use immediately.

AC adaptor, AC power cord and HDMI cable use

- Do not touch the plug of the AC power cord with wet hands.
- Do not touch the AC power cord, AC adaptor, HDMI cable or the system, if connected to an electricity supply, during an electrical storm.
- Do not use a power source other than the supplied (or approved replacement) AC adaptor.

- Before plugging in a cable, check that the system connectors (such as the HDMI output port) and the AC adaptor or HDMI cable connectors are clean. If not, wipe the connectors with a soft, dry cloth.
- When the system will not be used for an extended period of time, or when cleaning the system, unplug the power cord and any other cables.
- Do not damage the AC adaptor or AC power cord:
 - Do not modify the AC adaptor or AC power cord.
 - Do not wrap the AC power cord or HDMI cable around the PS TV system or around the AC adaptor.
 - Do not place the AC adaptor or AC power cord near a heat source or allow them to get hot.
 - Do not subject the AC power cord to tension.
 - When disconnecting the AC power cord, hold it by the plug and pull straight out from the electrical socket. Never pull by the cord and do not pull at an angle.
 - Protect the AC power cord from being walked on or pinched particularly at plugs, electrical socket and the point where they exit from the system.
 - Do not use the PS TV system or the AC adaptor when they are covered by a cloth or in their cases. Heat may build up and cause a fire or damage to the system.
- Do not connect the AC power cord to a voltage transformer or inverter. Connecting the AC power cord to an inverter for use in an automobile may cause heat to build up in the AC adaptor and may cause burns or a malfunction.
- Use an electricity supply that is easily accessible, so the AC power cord can be unplugged quickly if the need arises.
- The socket-outlet shall be installed near the equipment and shall be easily accessible.

Never disassemble the system or accessories

Use the PS TV system and accessories according to the instructions in this manual. No authorisation for the analysis or modification of the system, or the analysis and use of its circuit configurations, is provided. Disassembling will void the system warranty. Additionally, there is a risk of fire, electrical shock or malfunction.

Network

- A broadband Internet connection is required to connect to a network.
- You are responsible for Internet service fees. For details, refer to the information provided in your service contract or contact your Internet service provider.
- Use only an Ethernet cable compatible with 10BASE-T or 100BASE-TX networks. Do not use a cord for a standard residential telephone line or cables of types other than those mentioned here. Using the wrong type of cord or cable can cause more electrical current than necessary to flow through the LAN connector, which may lead to heat build-up, fire or malfunction.

Using Wi-Fi access points

- The 2.4 GHz bandwidth of radio waves used by the wireless networking feature of this product is a bandwidth shared by various devices. This product has been designed to minimise the effect of other devices using the same range. However, in some cases interference from other devices may reduce the connection speed, shorten the signal range or cause the connection to be terminated unexpectedly.

- When connecting to the Internet using the Wi-Fi feature, the system automatically detects nearby access points. An access point that you are not authorised to use may be included among the detected devices. Only connect to a personal access point that you are authorised to use, or one that is available through a commercial Wi-Fi service. The user is responsible for all fees associated with Wi-Fi access.

Parental Controls

The PS TV system offers parents and guardians controls to limit the content that children and teenagers can access and the features they can use. Refer to the User's Guide for details about parental controls.

Recorded data

In the following cases, data saved on a PlayStation®Vita card or memory card might be lost or corrupted.

- Removing the PS Vita card or turning off the PS TV system while it is saving or loading data.
- Removing the memory card while the PS TV system is turned on.
- Using it in a location that is exposed to static electricity or electrical interference.

If, for any reason, software or data loss or corruption occurs, it is usually not possible to recover the software or data. It is recommended that you regularly back up software and data. Sony Computer Entertainment Inc. and its subsidiaries and affiliates will not be held liable for any damages or injury in the case of software or data loss or corruption.

When moisture condensation occurs

If the PS TV system is brought directly from a cold location to a warm one, moisture may condense inside the system and cause it to operate improperly.

Should this occur, turn off and unplug the system. Do not use the PS TV system until the moisture evaporates (this may take several hours). If the system still does not operate properly, contact the appropriate PlayStation® customer service helpline which can be found with this product's guarantee information.

Cleaning

For safety reasons, unplug the AC power cord from the electricity supply and disconnect any other cables before cleaning.

Exterior surfaces (plastic cover of system and Wireless Controller)




Follow the instructions below to help prevent the product exterior from deteriorating or becoming discoloured.

- Wipe with a soft, dry cloth.
- Do not apply insecticides or other volatile substances.
- Do not place any rubber or vinyl materials on the product exterior for an extended period of time.
- Do not use solvents or other chemicals. Do not wipe with a chemically-treated cleaning cloth.

Connectors

Do not use when the connectors of the system or the AC power cord are not clean. If used when dirty, the flow of electrical current may be obstructed. Remove the dirt with a dry cloth.

When your system is not operating correctly

Turn off the power, and then press and hold the  (Power) button on the system for at least 7 seconds to turn on the power again. Then connect a controller with a USB cable, and press the  (PS) button on the controller. The safe mode screen is displayed. Safe mode is a start-up mode for your system, in which only a few system functions are available for solving problems. If the power will not turn off normally, press and hold the  (Power) button on the system for at least 15 seconds. The system restarts, and the safe mode screen is displayed. Once the system has entered safe mode, select the necessary items, and follow the on-screen instructions to perform operations.

Specifications

Design and specifications are subject to change without notice. Depending on the software version in use, the system may operate differently than described in this manual.

PlayStation®TV system

AV output	Resolution 720p, 1080i, 480p
Sound output	LPCM 2ch
Main slots and connectors	PlayStation®Vita card slot Memory card slot USB port (USB 2.0 Type A) HDMI output port (HDMI-CEC) LAN port (10BASE-T, 100BASE-TX)
Internal memory card	1 GB*
Power	AC adaptor: DC 5V
Maximum rated power	Approximately 2.8W
External dimensions	Approximately 65.0 × 105.0 × 13.6mm (length × height × thickness)
Mass	Approximately 110g
Operating temperature	5°C – 35°C
Compatible controller(s)	DUALSHOCK®3 wireless controller DUALSHOCK®4 wireless controller
Country of production	China

* A portion of space on the internal memory card is available for you to use, while another portion is used for system files. The amount of actual space that is available for you to use will be lower than the total capacity of the internal memory card indicated in this document.

Network functions

Ethernet	10BASE-T, 100BASE-TX
Wi-Fi	IEEE 802.11b/g/n (n = 1×1)
Bluetooth®	2.1 + EDR (A2DP, AVRCP, HSP, HID)

AC adaptor

Input	AC 100 – 240V, 50/60Hz
Output	DC 5V, 2000 mA (2A)
External dimensions	Approximately 76 × 46 × 22mm (length × height × thickness)
Mass	Approximately 93g

Region code

The PlayStation®Vita format software has region codes assigned to each region where the system is sold. On this system you can use software for the following regions:



Copyright and trademarks

"PS" logo, "PlayStation", "DUALSHOCK" and "△○×□" are registered trademarks of Sony Computer Entertainment Inc. "LIVEAREA" is a trademark of the same company.



"SONY" and "SONY" logo are registered trademarks of Sony Corporation. "Sony Entertainment Network" is a trademark of the same company.

The Bluetooth® word mark and logos are owned by the Bluetooth SIG, Inc. and any use of such marks by Sony Computer Entertainment Inc. is under license. Other trademarks and trade names are those of their respective owners.

The terms HDMI and HDMI High-Definition Multimedia Interface, and the HDMI Logo are trademarks or registered trademarks of HDMI Licensing LLC in the United States and other countries.

All other trademarks are the properties of their respective owners.

User's Guide

To read the User's Guide, select  (User's Guide) on the  (Settings) LiveArea™ screen. An Internet connection is needed to read the User's Guide. You can also read the User's Guide by visiting the following website:

eu.playstation.com/pstv/support/manuals/

Update site

This site provides the latest information about system software updates, including how to update the system software. By updating the system software of the PS TV system, you can enjoy additional features and enhanced security. Always update to the latest version.

eu.playstation.com/pstv/

Support

Visit the Support website for additional information about using your PS TV system and for answers to technical questions.

eu.playstation.com/pstv/support/

