

SONY®



PlayStation®5

Safety Guide

WARNING

Electrical shock

To avoid electrical shock, do not open the enclosure. Refer servicing to qualified personnel only.

Laser



This appliance is classified as a CLASS 1 LASER product under IEC60825-1:2014.

Caution

Use of controls or adjustments or performance of procedures other than those specified herein may result in hazardous radiation exposure.

The use of optical instruments with this product will increase eye hazard.

Moving fan blades

Keep body parts away from fan blades.



Seizures induced by light stimulation (Photosensitive Epilepsy)

If you have an epileptic condition or have had seizures, **consult your doctor prior to using this console.**

Some individuals are sensitive to flashing or flickering lights or geometric shapes and patterns, may have an undetected epileptic condition and may experience epileptic seizures when playing videogames or watching video content.

DISCONTINUE USE IMMEDIATELY and consult your doctor if you experience any of the following health problems or symptoms when exposed to flashing or flickering lights or other light stimulation whilst playing video games or watching video content: eye soreness, altered vision, migraine, muscle twitching, convulsion or other involuntary movements, blackout, loss of awareness, or confusion or disorientation.

In addition to the above, DISCONTINUE USE IMMEDIATELY when you experience any of the following symptoms: headache, dizziness, nausea, fatigue, similar symptoms to motion sickness, or discomfort or pain in any body part such as eyes, ears, hands, arms, feet whilst playing. If the condition persists, **seek medical attention.**

Radio waves

Radio waves may affect electronic equipment or medical devices (for example, pacemakers), which may cause malfunctions and possible injuries.

- If you use a pacemaker or other medical device, consult your doctor or the manufacturer of your medical device before using the wireless networking feature (Bluetooth® and wireless LAN).
- Do not use the wireless networking feature in the following locations:
 - Areas where wireless network use is prohibited, such as in hospitals. Abide by medical institution regulations when using the console on their premises.
 - Areas near fire alarms, automatic doors and other types of automated equipment.

Magnets

These products have magnets which may interfere with pacemakers, defibrillators and programmable shunt valves or other medical devices. Do not place these products close to such medical devices or persons who use such medical devices. Consult your doctor before using these products if you use such medical devices.

Use of Headsets or Headphones

Permanent hearing loss may occur if headsets or headphones (not included) are used at high volume. Set the volume to a safe level. Over time, increasingly loud audio may start to sound normal but can actually be damaging to your hearing. If you experience ringing or any discomfort in your ears or muffled speech, stop listening and have your hearing checked. The louder the volume, the sooner your hearing could be affected.

Handling lithium-ion batteries

Do not handle damaged or leaking lithium-ion batteries. If the internal battery fluid leaks, stop using the product immediately and contact technical support for assistance. If the fluid gets on to your clothes, skin or into your eyes, immediately rinse the affected area with clean water and consult your physician. The battery fluid can cause blindness.

Compliance



This equipment has been tested and found to comply with the limits set out in the RE Directive. Only use cables that are either a) supplied with the equipment, b) official PlayStation accessories or c) less than 3 metres in length.

This product has been manufactured by or on behalf of Sony Interactive Entertainment Inc., 1-7-1 Konan Minato-ku Tokyo, 108-0075 Japan.

Imported into Europe and Distributed by Sony Interactive Entertainment Europe Limited, 10 Great Marlborough Street, London, W1F 7LP, United Kingdom.

The Authorised Representative for issuing and holding Declarations of Conformity is Sony Belgium, bijkantoor van Sony Europe B.V., Da Vincilaan 7-D1, 1930 Zaventem, Belgium.

RE Directive “Informal DoC” statement

Hereby, Sony Interactive Entertainment Inc., declares that this product is in compliance with the essential requirements and other relevant provisions of Directive 2014/53/EU. For details, please access the following URL: <http://www.compliance.sony.de/>

This radio equipment is intended to be used with the approved version(s) of software that are indicated in the EU Declaration of Conformity. The software loaded on this radio equipment is verified to comply with the essential requirements of the Directive 2014/53/EU. The software version can be found via: Select **Settings** > **System** > **System Software** > **Console Information**.

Wireless frequency band and maximum output power:

- Bluetooth® 2.4 GHz: less than 10 mW
 - WLAN 2.4 GHz: less than 100 mW
 - WLAN 5 GHz: W52/W53/W56: less than 100 mW, W58: less than 25 mW
- This radio equipment was evaluated as receiver category 1 defined in EN 300 440 V2.1.1.

Product Ecodesign

For resource and energy efficiency information related to the EU Ecodesign requirements of the Regulation (EU) No 801/2013 and also the European Union Self-Regulatory Initiative to further improve the energy efficiency of Games Consoles (recognised under COM(2015) 178 final report of the European Commission), visit the following URL: playstation.com/Ecodesign

Product disposal



Where you see either symbol on any of our electrical products, batteries or packaging, it indicates that the relevant electrical product or battery should not be disposed of as general household waste in the EU, Turkey, or other countries with separate waste collection systems available. To ensure correct waste treatment, please dispose of them via an authorised collection facility, in accordance with any applicable laws or requirements. Waste electrical products and batteries may also be disposed of free of charge via retailers when buying a new product of the same type. Furthermore, within EU countries larger retailers may accept small waste electronic products free of charge. Please ask your local retailer if this service is available for the products you wish to dispose of. In so doing, you will help to conserve natural resources and improve standards of environmental protection in treatment and disposal of electrical waste.

This symbol may be used on batteries in combination with additional chemical symbols. The chemical symbol for lead (Pb) will appear if the battery contains more than 0.004% lead.

This product contains a battery which is permanently built-in for safety, performance or data integrity reasons. The battery should not need to be replaced during the lifetime of the product and should only be removed by skilled service personnel. To ensure the correct waste treatment of the battery, please dispose of this product as electrical waste.

System software

Use of this PlayStation®5 console means acceptance of Sony Interactive Entertainment Inc.'s system software licence agreement. Refer to doc.dl.playstation.net/doc/ps5-eula/ for further details.

If you cannot update over the internet, you can also use a game disc or USB drive. For details, visit playstation.com/help.

By updating the system software of the PS5™ console, you can enjoy additional features, improved usability, and enhanced security. Always update to the latest version.

Contents

| | |
|---------------------------------------|----|
| WARNING | 2 |
| Compliance | 3 |
| System software | 3 |
| Precautions | 6 |
| Specifications | 9 |
| Copyright and trademarks | 11 |

Precautions

Before using this product, carefully read this manual and retain it for future reference. Parents and guardians of children should read this manual and make sure that children follow all safety precautions.


Safety

This product has been designed with the highest concern for safety. However, any electrical device, if used improperly, has the potential for causing fire, electrical shock or personal injury. To help ensure accident-free operation, follow these guidelines. Observe all warnings, precautions, and instructions. If you are unsure about any information in this manual, contact the appropriate PlayStation® customer service helpline which can be found within the Guarantee booklet.

Use of the AC power cord

- Regularly inspect the AC power cord for damage and dust build-up around the power plug or electricity supply.
- Stop use, unplug the AC power cord from the electricity supply and disconnect any other cables immediately if the device functions in an abnormal manner, produces unusual sounds or smells or becomes too hot to touch.
- Connect and use the console within easy access to the socket outlet in case you need to disconnect the console for any reason.

Use of the vibration of the wireless controller

- If the wireless controller is sitting on a flat surface, the vibration of the wireless controller during gameplay may cause it to fall, leading to injury or malfunction.
- Do not use the vibration or trigger effect function if you have any ailment or injury to the bones, joints or muscles of your hands or arms. If you have an ailment or an injury, do not play titles with these features using the controller unless you have set those functions to "Off". To enable or disable the features, select **Settings**  **Accessories** from the home screen.

Use of the cover

- Do not use the console without the cover. Doing so may cause fire, electrical shock, or malfunction.

Small children injuries

- Keep this product out of the reach of small children. Small children may swallow small parts or may wrap the cables around themselves, which may inflict injury or cause an accident or a malfunction.

Volume level

- To protect your hearing, limit the amount of time you use the headset or headphones at high volume.
- Avoid raising the volume to block out noisy surroundings.
- Lower the volume if you can't hear people speaking near you.

Console use and handling

Console location

- The console should be installed and operated with a minimum distance of 20 cm away from your body.
- Do not use the console in a closed cabinet or other locations where heat may build up. Doing so may cause the console to overheat and may lead to fire, injury or malfunction.
- If the console becomes too hot, you will see a notification message on your screen. In this case, turn off the console and wait until it cools down. Continued use may lead to damage or malfunction. After the console cools down, move it to a well-ventilated location that is not subject to high temperatures before resuming use.
- Do not expose the console, accessories or battery to high temperatures, high humidity or direct sunlight during operation, transportation and storage.

Well-lit area

- Use in a well-lit area and keep a safe distance from the TV screen.

Breaks

- Avoid prolonged use of the console. Take a 15-minute break during each hour of play.
- Avoid playing when you are tired or need sleep.
- Stop using the console immediately if you begin to feel tired or if you experience discomfort or pain in your hands or arms while operating the wireless controller. If the condition persists, consult a doctor.
- If you experience any of the following health problems, discontinue use of the console immediately. If symptoms persist, consult a doctor.
 - Dizziness, nausea, fatigue or symptoms similar to motion sickness
 - Discomfort or pain in a part of the body, such as eyes, ears, hands or arms

Liquid, dust, smoke and steam

- Do not touch product during an electrical storm.
- Do not use the product near water.
- Do not allow liquid, small particles or other foreign objects to get into the product.
- Do not expose product to dust, smoke or steam. Also, do not place the console in an area subject to excessive dust or cigarette smoke. Dust build-up or cigarette smoke residue on the internal components (such as the lens) may cause the console to malfunction.

Use of the base

- Use the included base to set up the console as directed. If you do not use the base and set up the console in ways other than directed, there is a risk of injury, damage, or malfunction. For instructions on attaching the base, see the Quick Start Guide.

Placing and handling

- Be careful when carrying the console. If you do not have a good grip, the console may drop causing potential damage or injury. Do not carry the console by the cover only. When attaching the base to the console, hold the console securely and not by the cover only.
- Do not move or change the position of the console with a disc inserted. The vibration may result in scratching of the disc or the console.
- Do not move the console or adjust its position when the power indicator is lit or blinking. Data may be lost or corrupted, or the console may be damaged.
- Do not stand on or put objects on the console, and do not stack the console with other devices.
- Do not place the console and connected accessories on the floor or in a place where they may cause someone to trip or stumble.
- Do not touch the connectors of the console or accessories.

Power off

- Do not turn off the console while data is being saved on or loaded from the SSD or USB drives.
- Do not remove the AC power cord from the electricity supply until the power indicator has turned off. If you disconnect the AC power cord while the power indicator is lit or blinking, data may be lost or corrupted, or the console may be damaged.

Low-temperature burns

- Do not allow bodily contact with the console or air from the console vents for an extended period of time while in use. Extended contact under these conditions may cause low-temperature burns.

Static shock

- When using headsets or headphones in particularly dry air conditions, you may sometimes experience a small and quick (static) shock on your ears. This is a result of static electricity accumulated in the body, and is not a malfunction of your headset or headphones.

Safe use for children

- Parents are encouraged to monitor children in online activities to ensure safe and responsible internet usage. Refer to [playstation.com/parents](https://www.playstation.com/parents) for further details.

Vents

Do not block any vents. To maintain good ventilation, follow the guidelines below:

- Place the console at least 10 cm away from a wall surface.
- Do not place on a carpet or rug with long fibres.
- Do not place in a narrow or cramped space.
- Do not cover with cloth.
- Do not allow dust to build up on the vents.

Storage conditions

Placing the console, AC power cord, battery or accessories during operation, transportation and storage in the following locations may cause fire, electrical shock, injury, damage, or malfunction.

- An area exposed to smoke, steam or excessive dust.
- An area subject to high humidity direct sunlight or any other area subject to high temperatures, such as near heating equipment or an area where heat may build up.
- A surface that is unstable, tilted or subject to vibration.

Wireless controller use

Built-in battery

- **Caution** – using the built-in battery:
 - The wireless controller contains a Lithium-Ion rechargeable battery.
 - Before using the wireless controller, read all instructions for handling and charging the battery and follow them carefully.
 - Take extra care when handling the battery. Misuse can cause fire and burns.
 - Never attempt to open, crush, heat or set fire to the battery.
 - Do not leave the battery charging for a prolonged period of time when the wireless controller is not in use.
 - Always dispose of used batteries in accordance with local laws or requirements.

Motion sensor

- When using the motion sensor function of the wireless controller, be cautious of the following points. If the controller hits a person or object, it may cause accidental injury or damage.
 - Before using the motion sensor function, make sure you have enough space to move around.
 - Firmly grip the wireless controller to prevent it from slipping out of your grasp and causing damage or injury.
 - If using a wireless controller that is connected to the PS5 console with a USB cable, make sure there is enough space for the cable so that the cable will not hit a person or object.

Compatibility

- Controllers intended for use with PlayStation®, PlayStation®2, and PlayStation®3 consoles, such as the analog controllers (DUALSHOCK® and DUALSHOCK®2) and the DUALSHOCK®3 wireless controller, are not compatible with the PS5 console. The DUALSHOCK®4 wireless controller is compatible with PlayStation®4 format software on the PS5™ console, but not with PS5™ format software on the PS5 console.

Light bar

- Do not stare at the light bar on the controller when it is blinking. If you experience discomfort or pain anywhere in or on your body from light stimulation, discontinue use immediately.

Charging

- Charge in an environment where the temperature range is between 10 °C and 30 °C. Charging may not be as effective when performed in other environments.
- When the wireless controller is not used for an extended period of time, it is recommended that you fully charge it at least once a year in order to maintain battery functionality.

Limited lifespan

- The battery has a limited lifespan. Battery duration will gradually decrease with repeated usage and age. Battery life also varies depending on the storage method, usage state, environment and other factors.

AC power cord use

- To help ensure safe operation, regularly inspect the AC power cord. If damaged, stop use immediately and contact the appropriate PlayStation® customer service helpline which can be found within the guarantee booklet.
- Do not use a power cord other than the included AC power cord. The AC power cord is designed specifically for use with this console only, and should not be used with other electrical devices.
- Do not touch the plug of the AC power cord with wet hands.
- Protect the AC power cord from being walked on or pinched particularly at plugs, expansion receptacles and the point where the cord exits from the console.
- Do not place heavy items on the cord.
- Do not place the AC power cord near heating equipment and do not expose the cord to heat.
- Do not connect the AC power cord to a voltage transformer or inverter. Connecting the AC power cord to a voltage transformer for overseas travel or an inverter for use in an automobile may cause heat to build up in the console and may cause burns or a malfunction.
- Do not allow dust or foreign matter to build up around the AC IN connector. Before connecting or plugging in the AC power cord, check that there is no dust or foreign matter in or on the power plug or connecting end of the cord, the electricity supply or the AC IN connector on the console rear. If the plug or connector becomes dirty, wipe off with a dry cloth before connecting.
- Unplug the AC power cord from the electricity supply before cleaning or moving the console, or when you do not intend to use the console for an extended period of time. When disconnecting, grasp the AC power cord by the plug and pull straight out of the electricity supply. Never pull by the cord and do not pull out at an angle.

Never disassemble or modify the console or accessories

Use the console and accessories according to the instructions in the product documentation. No authorisation for the analysis or modification of the console or accessories, or the analysis and use of its circuit configurations, is provided. Unauthorised modification of the console or accessories will void your warranty. There are no user serviceable components inside the console. Additionally, there is a risk of exposure to laser radiation as well as to electrical shock.

Network

- An internet connection is required to connect to a network.
- You are responsible for internet service fees. For details, refer to the information provided in your service contract or contact your internet service provider.
- Use only an Ethernet cable compatible with 10BASE-T, 100BASE-TX or 1000BASE-T networks. Do not use a cord for a standard residential telephone line or cables of types other than those mentioned here. Using the wrong type of cord or cable can cause more electrical current than necessary to flow through the LAN port, which may lead to heat build-up, fire or malfunction.

Wireless networking feature

- The frequencies used by the wireless networking feature of the console are the 2.4 GHz (WLAN, Bluetooth®)/5 GHz (WLAN) ranges. The 2.4 GHz range of radio waves is shared by various devices. The console has been designed to minimize the effect of other devices using the same range. However, in some cases, interference from other devices may reduce the connection speed, shorten the signal range, or cause the connection to be terminated unexpectedly.
- Operation in the 5150-5350 MHz band is restricted to indoor use only.
- When using the console scan function to select a wireless LAN access point, access points that are not intended for public use may be displayed. Only connect to an access point that you are authorised to use, or one that is available through a public wireless LAN or hotspot service.

Moisture condensation

If the console or disc is brought directly from a cold location to a warm one, moisture may condense on the lens inside the console or on the disc. Should this occur, the console may not operate properly. In this case, remove the disc and turn off and unplug the console. Do not put the disc back in until the moisture evaporates (this may take several hours). If the console still does not operate properly, contact the appropriate PlayStation® customer service helpline which can be found within the guarantee booklet.

Cleaning

For safety reasons, before cleaning the console or connected accessories, disconnect the AC power cord from the electricity supply.

Exterior surfaces (plastic cover of console and wireless controller)

- Wipe down with a soft, dry cloth.
- To prevent the surface of your console or peripherals from changing colour and quality, follow the guidelines below.
 - Do not spray with or apply insecticides or volatile substances, including paint thinner, benzene, or alcohol. Do not wipe with chemically treated cloths.
 - Do not rest or store your controller or headset on top of your console.

Ports/connectors

Do not use ports/connectors on the console if they are dirty. They may not conduct electricity properly. When they are dirty, wipe them with a dry cloth.

Discs

Note on compatibility

Some media may have region or territorial restrictions and may not work with your console. See media packaging for details.

Handling

Fingerprints, dust, dirt or scratches on the disc can distort the picture or reduce sound quality. Please note the following.

- Do not touch the disc surface when handling a disc.
- Do not stick paper or tape onto discs and do not write on discs.

Storage

- Do not expose discs to high temperatures, high humidity or direct sunlight.
- When discs will not be used for an extended period of time, store them in their cases. Stacking uncased discs or storing them at an angle can cause them to warp.

Cleaning method

- Clean discs with a soft cloth, lightly wiping from the centre outwards.
- Do not use solvents, record cleaners, anti-static spray or other chemicals as these can damage the discs.

Specifications

Design and specifications are subject to change without notice. Depending on the software version in use, the console may operate differently than described in this manual.

PlayStation®5 console

| | |
|--|---|
| Main Processor | Single-chip custom processor CPU: x86-64-AMD Ryzen™ "Zen2", 8 cores/16 threads GPU: 10 TFLOPS, AMD Radeon™ RDNA-based graphics engine |
| Memory | GDDR6 16 GB |
| Storage | 825 GB Custom SSD*1 |
| Optical drive (read-only) | BD-ROM (66 GB/100 GB) ~10xCAV BD-ROM (25 GB/50 GB) ~8xCAV BD-R/RE (25 GB/50 GB) ~8xCAV DVD ~3.2xCLV |
| Laser | Type: Semiconductor, continuous BD Wavelength: 395-415 nm Power: Max. 1 mW DVD Wavelength: 640-675 nm Power: Max. 1 mW |
| Input/output*2 | USB Type-A port (Hi-Speed USB) USB Type-A port (SuperSpeed USB 10Gbps) x2 USB Type-C® port (SuperSpeed USB 10Gbps) |
| Networking | Ethernet (10BASE-T, 100BASE-TX, 1000BASE-T) IEEE 802.11 a/b/g/n/ac/ax Bluetooth® 5.1 |
| AV output | HDMI™ OUT port*3 |
| Electrical rating | 220-240 V ~ 1.65 A 50/60 Hz |
| Maximum rated power | 350 W |
| External dimensions (excluding projecting parts) | Approx. 390 × 104 × 260 mm (width × height × depth) |
| Mass | Approx. 4.5 kg |
| Operating temperature | 5 °C to 35 °C |

*1 A portion of the SSD capacity is reserved for use in connection with console administration, maintenance and additional options. As a result, the availability of SSD capacity may vary.

*2 Usability of all connected devices is not guaranteed.

*3 Use the included HDMI cable.

Wireless controller

| | |
|-----------------------|------------------------------|
| Input power rating | 5 V \approx 1 500 mA |
| Battery type | Built-in lithium-ion battery |
| Battery voltage | 3.65 V \approx |
| Battery capacity | 1 560 mAh |
| Operating temperature | 5 °C to 35 °C |
| Mass | Approx. 280 g |

Playable discs

- PlayStation®5 format Ultra HD Blu-ray™ *1
- Supported PlayStation®4 format Blu-ray™ *2
- Ultra HD Blu-ray™
- BD-ROM
- BD-R
- BD-RE *3
- DVD-ROM
- DVD+R/RW
- DVD-R/RW
- AVCHD






*1 PlayStation® format software, PlayStation®2 format software, and PlayStation®3 format software cannot be played from a disc.

*2 Some functionalities available on PS4™ may be absent when played on PS5™. Your PS5™ may need to be updated to the latest system software. Internet connection required.

*3 Playback of BD-RE ver. 1.0 discs is not supported.

Region codes

Depending on the disc, a region code that is based on the geographic region where the disc is distributed may be assigned. The console can play discs marked with the following region codes.

| Disc | Region code |
|-------------------------------|---|
| Blu-ray Disc™ (BD) |  |
| DVD |   |
| PlayStation®4 format Blu-ray™ |   |

Notices

- DVD discs that have not been finalised cannot be played.
- Do not use the following discs. If you do, the console may be damaged.
 - 8 cm discs
 - Non-circular discs, such as discs in the shape of a card, star, or heart
 - Discs that are cracked or deformed, or discs that have been repaired
 - Discs with paper or stickers on them
- A DualDisc features one side that conforms to the DVD standard, and another side with audio only. The audio-only side cannot be played on the console.
- When playing discs with content that was copied fraudulently, abnormal sounds may be produced or the content may not play correctly.
- For continuous playback of copyright-protected BDs, the encryption key for AACs (Advanced Access Content System) may need to be renewed. The encryption key is automatically renewed if the console is connected to the internet.
- Some discs may not be playable due to scratches, dust, the quality of recording, or the characteristics of the recording device.
- In rare instances, BD and DVD may not operate properly when played on the console. This is primarily due to variations in the manufacturing process or encoding of the software.

Copyright and trademarks

“PS”, “PlayStation”, “PSS”, “PS5”, “PS4”, “DUALSHOCK” and “PlayStation Shapes Logo” are registered trademarks or trademarks of Sony Interactive Entertainment Inc.

“SONY” and “” are registered trademarks or trademarks of Sony Corporation.

AMD, Radeon and Ryzen are trademarks of Advanced Micro Devices, Inc.

The Bluetooth® word mark and logos are registered trademarks owned by Bluetooth SIG, Inc. and any use of such marks by Sony Interactive Entertainment Inc. is under license. Other trademarks and trade names are those of their respective owners.

“Blu-ray Disc™”, “Blu-ray™” and “Ultra HD Blu-ray™” are trademarks of the Blu-ray Disc Association.

The terms HDMI and HDMI High-Definition Multimedia Interface, and the HDMI Logo are trademarks or registered trademarks of HDMI Licensing Administrator, Inc. in the United States and other countries.

USB-IF SuperSpeed USB Trident logo is a registered trademark of USB Implementers Forum, Inc.

USB Type-C® and USB-C® are registered trademarks of USB Implementers Forum.

All other trademarks are the property of their respective owners.

Quick Start Guide

Learn how to set up your PS5 console and how to use basic functions in the included Quick Start Guide.

User's Guide

Find out about everything your PS5 console can do. Learn how to configure settings and how to use each function. To see the User's Guide, you'll need an internet connection.

From your PS5 console's home screen, go to **Settings** ⚙️ > **User's Guide, Health and Safety, and Other Information** > **User's Guide**.

Customer Support Website

Find online support information such as step by step troubleshooting and frequently asked questions by visiting playstation.com/help.



The information contained in this manual is subject to change without notice.

The commercial use or rental of this product is prohibited.



Sony
Interactive
Entertainment