

SONY®



PlayStation®Camera

Instruction Manual

Before use

- Carefully read this manual and any manuals for compatible hardware. Retain instructions for future reference.
- Always update your system to the latest version of the system software.

Precautions

Safety

- Avoid prolonged use of this product. Take a 15-minute break during each hour of play.
- Keep the product out of the reach of small children. Young children might damage the product causing it to malfunction, swallow small parts, wrap the cables around themselves or accidentally injure themselves or others.

Use and handling

- Do not place the product on surfaces that are unstable, tilted or subject to vibration.
- Do not allow the product to come into contact with liquids.
- Do not touch the product with wet hands.
- Do not throw or drop this product or subject it to strong physical shock.
- Do not put heavy objects on the product.
- Do not touch the inside of the connector or insert foreign objects.
- Do not let any other metal items come in contact with the connectors.
- Never disassemble or modify the product.

Exterior protection

Follow the instructions below to help prevent the product exterior from deteriorating or becoming discoloured.

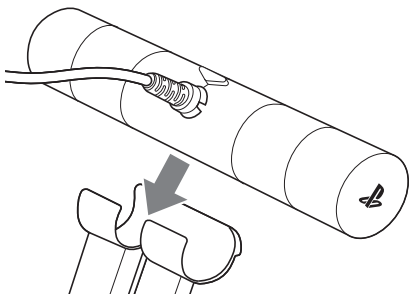
- Do not place any rubber or vinyl materials on the product exterior for an extended period of time.
- Use a soft, dry cloth to clean the product. Do not use solvents or other chemicals. Do not wipe with a chemically-treated cleaning cloth.

Storage conditions

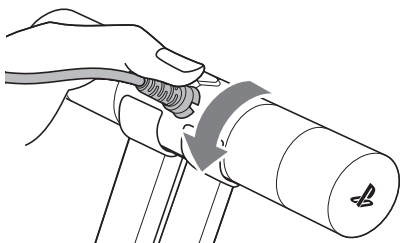
- Do not expose this product to high temperatures, high humidity or direct sunlight.
- Do not expose the product to dust, smoke or steam.

Attaching the stand

- 1** Insert the camera into the stand.



- 2** Align the grooves at the base of the cable with the stand, and then press the base of the cable into stand.

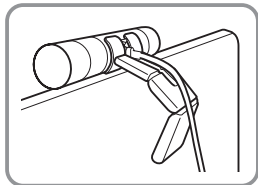
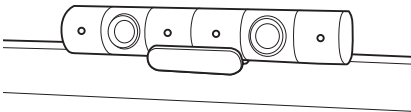


Connecting and installing

Connect the camera to your PlayStation®4 system's AUX port, and then place the camera on top (centre) or in front (centre) of your TV.

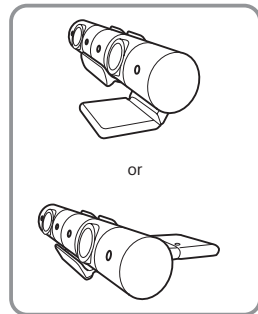

Placing the camera on top of a TV

To prevent the camera from falling, secure it on top of the TV by bending the stand into position.



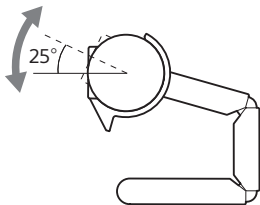
Placing the camera in front of a TV

You can also place the camera in front of your TV by bending the stand into position.



Hints

- If the camera is not recognised by your PS4™ system, disconnect the camera cable, and then reconnect it. If the camera is still not recognised, turn off the PS4™ system, and then turn it on again.
- If the dual lenses of the camera become dirty, wipe them with a soft cloth.
- Adjust the angle by rotating the camera. Note that if you rotate the camera too much, it may detach from the stand. Do not let any other metal items come in contact with the connectors.



Specifications

Input Power Rating	3.5 V \approx 500 mA
External dimensions (excluding stand)	Approx. 159 × 28 × 28 mm (width × height × depth)
Mass (excluding stand)	Approx. 152 g
Video pixels (maximum)	1280 × 800 pixels × 2
Camera	Stereo camera
Camera range	30 cm ~ ∞/85 °
Microphones	4-channel microphone array
Cable length	Approx. 2 m
Operating temperature	5 °C to 35 °C
Country of production	China

Design and specifications are subject to change without notice.

GUARANTEE

This product is covered for 12 months from date of purchase by the manufacturer's guarantee. Please refer to the guarantee supplied in the PS4™ package for full details.

This product has been manufactured by or on behalf of Sony Interactive Entertainment Inc., 1-7-1 Konan Minato-ku Tokyo, 108-0075 Japan.

Imported into Europe and Distributed by Sony Interactive Entertainment Europe Limited, 10 Great Marlborough Street, London, W1F 7LP, United Kingdom.


The Authorised Representative for issuing and holding Declarations of Conformity is Sony Belgium, bijkantoor van Sony Europe Limited, Da Vincilaan 7-D1, 1935 Zaventem, Belgium.

For customers in Europe and Turkey.



Where you see this symbol on any of our electrical products or packaging, it indicates that the relevant electrical product should not be disposed of as general household waste in the EU, Turkey, or other countries with separate waste collection systems available. To ensure correct waste treatment, please dispose of them via an authorised collection facility, in accordance with any applicable laws or requirements. Waste electrical products may also be disposed of free of charge via retailers when buying a new product of the same type. Furthermore, within EU countries larger retailers may accept small waste electronic products free of charge. Please ask your local retailer if this service is available for the products you wish to dispose of. In so doing, you will help to conserve natural resources and improve standards of environmental protection in treatment and disposal of electrical waste.

"PS", "PlayStation" and "PS4" are registered trademarks or trademarks of Sony Interactive Entertainment Inc.

"SONY" and " Sony Corporation" are registered trademarks or trademarks of Sony Corporation.



Sony
Interactive
Entertainment

