

**SONY®**



GB

**PS3®**

## **Safety and Support**

This document includes parental control information.

**CECH-4304C**

7027846

## WARNING

**To avoid electrical shock, do not open the cabinet. Refer servicing to qualified personnel only.**

### Caution

**Use of controls or adjustments or performance of procedures other than those specified herein may result in hazardous radiation exposure.**

**The use of optical instruments with this product will increase eye hazard.**



This appliance is classified as a CLASS 1 LASER product under IEC60825-1:2007.



This equipment has been tested and found to comply with the limits set out in the R&TTE Directive using a connection cable shorter than 3 metres. Do not use cables longer than 3 metres.

This product has been manufactured by or on behalf of Sony Computer Entertainment Inc., 1-7-1 Konan Minato-ku Tokyo, 108-0075 Japan.

Imported into Europe and Distributed by Sony Computer Entertainment Europe Ltd, 10 Great Marlborough Street, London, W1F 7LP, United Kingdom.

The Authorised Representative for issuing and holding Declarations of Conformity is Sony Belgium, bijkantoor van Sony Europe Limited, Da Vincilaan 7-D1, 1935 Zaventem, Belgium.

### R&TTE Directive “Informal DoC” statement

---

Hereby, Sony Computer Entertainment Inc., declares that this product is in compliance with the essential requirements and other relevant provisions of Directive 1999/5/EC.

For details, please access the following URL:  
<http://www.compliance.sony.de/>

### Energy efficiency

---

For information based on the EU Ecodesign requirements of the Regulation (EU) No 801/2013 and also the European Union Self-Regulatory Initiative to further improve the energy efficiency of Games Consoles (recognised under COM(2015) 178 final report of the European Commission), visit the following URL:  
[eu.playstation.com/Energyefficiency](http://eu.playstation.com/Energyefficiency)

## Seizures induced by light stimulation (Photosensitive Epilepsy)

---

If you have an epileptic condition or have had seizures, consult your doctor prior to playing. Some individuals may experience eye soreness, altered vision, migraine, muscle twitching, convulsion, blackout, loss of awareness or disorientation when exposed to flashing or flickering lights or other light stimulation on a television screen or while playing video games. If you experience any of the above symptoms while playing, discontinue use immediately and consult your doctor.

### Stop playing immediately when you experience the following symptoms

In addition to the above symptoms, whilst playing if you have a headache, dizziness, nausea, fatigue, similar symptoms to motion sickness, or if you feel a discomfort or pain in any body part such as eyes, ears, hands, arms, feet, discontinue use immediately. If the condition persists, seek medical attention.

## Radio waves

---

Radio waves may affect electronic equipment or medical devices (for example, pacemakers), which may cause malfunctions and possible injuries.

- If you use a pacemaker or other medical device, consult your physician or the manufacturer of your medical device before using the wireless networking feature (Bluetooth® and wireless LAN).
- Do not use the wireless networking feature in the following locations:

- Areas where wireless network use is prohibited, such as in hospitals. Abide by medical institution regulations when using the system on their premises.
- Areas near fire alarms, automatic doors and other types of automated equipment.

## 3D images

---

Some people may experience discomfort (such as eye strain, eye fatigue, or nausea) while watching 3D video images or playing stereoscopic 3D games on 3D televisions. If you experience such discomfort you should immediately discontinue use of your television until the discomfort subsides.

Generally we recommend that you avoid prolonged use of your PlayStation®3 system and take 15 minutes breaks during each hour of play. However, when playing stereoscopic 3D games or watching 3D video, the length and frequency of necessary breaks may vary from person to person – please take breaks that are long enough to allow any feelings of discomfort to subside. If symptoms persist, consult your doctor.

The vision of young children (especially those under six years old) is still under development. Consult with your child's doctor or optometrist before allowing young children to watch 3D video images or play stereoscopic 3D games. Adults should supervise young children to ensure they follow the recommendations listed above.

## System software

---

The use of the system software included within this product is subject to mandatory licence terms. Refer to <http://www.scei.co.jp/ps3-eula/> for further details.

## Contents

<b>WARNING .....</b>	<b>2</b>
<b>Precautions .....</b>	<b>5</b>
<b>Using the Wireless Controller .....</b>	<b>10</b>
<b>Parental control .....</b>	<b>11</b>
<b>Specifications .....</b>	<b>12</b>
<b>Copyright and trademarks .....</b>	<b>16</b>

The information contained in this manual is subject to change without notice.

## Precautions

Carefully read the supplied instructions before use. Retain them for future reference.

## Safety

This product has been designed with the highest concern for safety. However, any electrical device, if used improperly, has the potential for causing fire, electrical shock or personal injury. To help ensure accident-free operation, follow these guidelines:

- Observe all warnings, precautions and instructions.
- Regularly inspect the AC power cord for damage and for dust build-up around the power plug or electrical outlet.
- Stop use, unplug the AC power cord from the electrical outlet and disconnect any other cables immediately if the device functions in an abnormal manner, produces unusual sounds or smells or becomes too hot to touch.
- Contact the appropriate PlayStation® customer service helpline which can be found within every PlayStation®3 software manual.

## Use and handling

- Do not use the system in a closed cabinet or other locations where heat may build up. Doing so may cause the system to overheat and may lead to fire, injury or malfunction.
- If the system's internal temperature becomes elevated, the power indicator will flash alternately in red and green. In this case, turn off the system and leave it unused for a while. After the system cools down, move it to a location with good ventilation, and then resume use.

- Use in a well-lit area and keep a safe distance from the TV screen.
- Avoid prolonged use of the PS3™ system. Take a 15-minute break during each hour of play.
- Avoid playing when you are tired or need sleep.
- Stop using the system immediately if you begin to feel tired or if you experience discomfort or pain in your hands or arms while operating the Wireless Controller. If the condition persists, consult a doctor.
- If you experience any of the following health problems, discontinue use of the system immediately. If symptoms persist, consult a doctor.
  - Dizziness, nausea, fatigue or symptoms similar to motion sickness
  - Discomfort or pain in a part of the body, such as eyes, ears, hands or arms
- Keep the system and accessories, including cable ties and fasteners, out of the reach of small children.
- Do not connect cables other than a USB cable while the system is turned on (power indicator lit solid green).
- Do not touch the system or connected cables or accessories during an electrical storm.
- Do not use the system or accessories near water.
- Do not allow liquid, small particles or other foreign objects to get into the system or accessories.
- Do not touch the connectors of the system or accessories.
- Do not expose the system or accessories to dust, smoke or steam. Also, do not place the system in an area subject to excessive dust or cigarette smoke. Dust build-up or cigarette smoke residue on the internal components (such as the lens) may cause the system to malfunction.

- Do not set the system other than in the vertical or horizontal position. When setting the system in the vertical position, use the vertical stand (sold separately) for this model of the system. Also, do not change the position while the system is turned on.
- Be careful when carrying the system. If you do not have a good grip, the system may drop causing potential damage or injury.
- Keep the disc cover closed except when inserting or removing discs. Leaving the disc cover open may result in damage to internal components (such as the lens) or system malfunction.
- Be careful not to pinch your hands or fingers when closing the disc cover. This can cause injuries or system malfunction.
- Do not touch a disc while it is spinning. This can cause injuries, damage to the disc, or system malfunction.
- Do not move or change the position of the system with a disc inserted. The vibration may result in scratching of the disc or the system.
- Do not turn off the system while data is being saved on or loaded from the system storage.
- Do not move or change the position of the system while the power indicator is lit solid green or flashing green. The vibration that occurs as a result of moving the system may cause data loss or corruption, or damage to the system.
- Do not stand on or put objects on the system, and do not stack the system with other devices.
- Do not place the system and connected accessories on the floor or in a place where they may cause someone to trip or stumble.
- Do not allow bodily contact with the system or air from the system vents for an extended period of time while in use. Extended contact under these conditions may cause low-temperature burns.
- When connecting the system to a plasma or projection\* TV, do not leave a still image on the TV screen for an extended period of time, as this may leave a faint image permanently on the screen.  
\* Except LCD screen types
- Always close the lid when not in use to prevent dirt and accidental damage.
- Parents are encouraged to monitor children in online activities to ensure safe and responsible Internet usage. Refer to <http://www.ps-playsafeonline.com> for further details.

## Storage conditions

---

- Do not expose the system or accessories to high temperatures, high humidity or direct sunlight.
- Do not heat the system with kitchen or heating equipment such as a dryer. It may lead to fire, injury or malfunction.
- Do not place the system or accessories on surfaces that are unstable, tilted or subject to vibration.

## About the USB device

---

If “An unknown USB device has been connected” is displayed on-screen, the reason may be one of the following:

- The connected USB device is not compatible with the system.
- The connected USB device is compatible with only some software titles.
- Multiple USB devices are connected to the USB hub.

## Notes on safety when using the DUALSHOCK®3 Wireless Controller\*

---

- Caution – using the built-in battery:
  - This product contains a Lithium-Ion rechargeable battery.
  - Before using this product, read all instructions for handling and charging the battery and follow them carefully.
  - Take extra care when handling the battery. Misuse can cause fire and burns.
  - Never attempt to open, crush, heat or set fire to the battery.
  - Do not leave the battery charging for a prolonged period of time when the product is not in use.
  - Always dispose of used batteries in accordance with local laws or requirements.
- Do not use the vibration function if you have any ailment or injury to the bones, joints or muscles of your hands or arms. If you have an ailment or an injury, do not play such titles using the DUALSHOCK®3 Wireless Controller unless you have set the vibration function to [Off].
- When using the motion sensor function of the Wireless Controller, be cautious of the following points. If the controller hits a person or object, this may cause accidental injury or damage.
  - Before using the motion sensor function, make sure you have enough space to move around.
  - Firmly grip the Wireless Controller to prevent it from slipping out of your grasp and causing damage or injury.
  - When using the Wireless Controller with a USB cable, ensure that the cable cannot hit a person or any object, and do not pull the cable out of the PS3™ system whilst playing.

\* These notes also apply to other controllers.

## Vents

---

Do not block any vents. To maintain good ventilation, follow the guidelines below:

- Place the system at least 10 cm away from a wall surface.
- Do not place on a carpet or rug with long fibres.
- Do not place in a narrow or cramped space.
- Do not cover with cloth.
- Do not allow dust to build up on the vents.

## AC power cord use

---

- To help ensure safe operation, regularly inspect the AC power cord. If damaged, stop use immediately and contact the appropriate PlayStation® customer service helpline which can be found within every PlayStation®3 software manual.
- Do not use a power cord other than the supplied AC power cord. Do not modify the cord.
- Do not touch the plug of the AC power cord with wet hands.
- Protect the AC power cord from being walked on or pinched particularly at plugs, expansion receptacles and the point where the cord exits from the system.
- Do not place heavy items on the cord.
- Do not place the AC power cord near heating equipment and do not expose the cord to heat.
- Do not allow dust or foreign matter to build up around the AC IN connector. Before connecting or plugging in the AC power cord, check that there is no dust or foreign matter in or on the power plug or connecting end of the cord, the electrical outlet or the AC IN connector on the system rear. If the plug or connector becomes dirty, wipe off with a dry cloth before connecting.

- Unplug the AC power cord from the electrical outlet before cleaning or moving the system, or when you do not intend to use the system for an extended period of time. When disconnecting, grasp the power cord by the plug and pull straight out of the electrical outlet. Never pull by the cord and do not pull out at an angle.
- Do not connect the AC power cord to a voltage transformer or inverter. Connecting the AC power cord to a voltage transformer for overseas travel or an inverter for use in an automobile may cause heat to build up in the system and may cause burns or a malfunction.

## Never disassemble or modify the system or accessories

---

Use the PS3™ system and accessories according to the instructions in the product documentation. No authorisation for the analysis or modification of the system or accessories, or the analysis and use of its circuit configurations, is provided. Unauthorised modification of the system or accessories will void your warranty. There are no user serviceable components inside the PS3™ system (the hard disk may be removed but not disassembled or modified). Additionally, there is a risk of exposure to laser radiation as well as to electrical shock.

## Network

---

- A broadband Internet connection is required to connect to a network.
- User is responsible for Internet service fees. For details, refer to the information provided in your service contract or contact your Internet service provider.
- Use only an Ethernet cable compatible with 10BASE-T, 100BASE-TX or 1000BASE-T networks. Do not use a cord for a standard residential telephone line or cables of types

other than those mentioned here. Using the wrong type of cord or cable can cause more electrical current than necessary to flow through the LAN connector, which may lead to heat build-up, fire or malfunction.

## Wireless networking feature

---

- The 2.4 GHz range of radio waves used by the wireless networking feature of this product is a range shared by various devices. This product has been designed to minimise the effect of other devices using the same range. However, in some cases interference from other devices may reduce the connection speed, shorten the signal range or cause the connection to be terminated unexpectedly.
- When using the PS3™ system's scan function to select a wireless LAN access point, access points that are not intended for public use may be displayed. Only connect to an access point that you are authorised to use, or one that is available through a public wireless LAN or hotspot service.

## Moisture condensation

---

If the system or disc is brought directly from a cold location to a warm one, moisture may condense on the lens inside the system or on the disc. Should this occur, the system may not operate properly. In this case, remove the disc and turn off and unplug the system. Do not put the disc back in until the moisture evaporates (this may take several hours). If the system still does not operate properly, contact the appropriate PlayStation® customer service helpline which can be found within every PlayStation®3 software manual.



## Protecting the lens and the surrounding area

---

Do not touch the lens located inside the disc cover or any of the parts around the lens. To help protect the lens from dust, keep the disc cover closed except when inserting or removing discs. If the lens is dirty, or if you touch the parts around the lens, the system may not operate properly.

## Cleaning

---

For safety reasons, before cleaning the system or connected accessories, disconnect the AC power cord from the electrical outlet.

### Exterior surfaces (plastic cover of system and Wireless Controller)

Follow the instructions below to help prevent the product exterior from deteriorating or becoming discoloured.

- Wipe with a soft, dry cloth.
- Do not apply insecticides or other volatile substances.
- Do not place any rubber or vinyl materials on the product exterior for an extended period of time.
- Do not use solvents or other chemicals. Do not wipe with a chemically-treated cleaning cloth.

## Vents

When dust accumulates in the system vents, remove the dust with a low-powered vacuum cleaner.

## Connectors

Do not use when the connectors of the system or the AC power cord are not clean. If used when dirty, the flow of electrical current may be obstructed. Remove the dirt with a dry cloth.

## Discs

---

### Note on compatibility

Some media may have region or territorial restrictions and may not work with your system. See media packaging for details.

### Handling

Fingerprints, dust, dirt or scratches on the disc can distort the picture or reduce sound quality. Please note the following.

- Do not touch the disc surface when handling a disc.
- Do not stick paper or tape onto discs and do not write on discs.

### Storage

- Do not expose discs to high temperatures, high humidity or direct sunlight.
- When discs will not be used for an extended period of time, store them in their cases. Stacking uncased discs or storing them at an angle can cause them to warp.

### Cleaning method

- Clean discs with a soft cloth, lightly wiping from the centre outwards.
- Do not use solvents, record cleaners, anti-static spray or other chemicals as these can damage the discs.





Where you see either symbol on any of our electrical products, batteries or packaging, it indicates that the relevant electrical product or battery should not be disposed of as general household waste in Europe and Turkey. To ensure the correct waste treatment of the product and battery, please dispose of them in accordance with any applicable local laws or requirements for disposal of electrical equipment/batteries. In so doing, you will help to conserve natural resources and improve standards of environmental protection in treatment and disposal of electrical waste.

This symbol may be used on batteries in combination with additional chemical symbols. The chemical symbols for mercury (Hg) or lead (Pb) will appear if the battery contains more than 0.0005% mercury or more than 0.004% lead.

This product contains a battery which is permanently built-in for safety, performance or data integrity reasons. The battery should not need to be replaced during the lifetime of the product and should only be removed by skilled service personnel. To ensure the correct waste treatment of the battery, please dispose of this product as electrical waste.

## Using the Wireless Controller

If you disconnect the USB cable, you can use the controller wirelessly. To use it wirelessly, the controller's battery must be charged. You can check the battery level on the screen by pressing the PS button for at least one second.

### **Caution**

Do not handle damaged or leaking lithium-ion batteries. If the internal battery fluid leaks, stop using the product immediately and contact technical support for assistance. If the fluid gets on to your clothes, skin or into your eyes, immediately rinse the affected area with clean water and consult your physician. The battery fluid can cause blindness.

## Pairing the controller with a PS3™ system

When using the controller for the first time, you must first pair the PS3™ system and the controller. To pair the devices, connect the controller and the system using a USB cable and press the PS button.

When using two or more controllers, each controller must be paired with the PS3™ system separately.

### **Hint**

You can connect up to seven controllers at one time.

## Charging the battery

To charge the controller battery, connect the controller to the system using a USB cable while the system is turned on.

### Hint

Charge in an environment where the temperature range is between 10 °C - 30 °C. Charging may not be as effective when performed in other environments.

## Wireless controller battery life

The battery has a limited lifespan. Battery duration will gradually decrease with repeated usage and age.

### Hint

Battery life also varies depending on the storage method, usage state, environment and other factors.




## Storage

When the wireless controller is not used for an extended period of time, it is recommended that you fully charge it at least once a year in order to maintain battery functionality.


## Parental control

The PS3™ system includes a parental control feature. You can use this feature to set a password and limit the playback of content restricted by a parental control level (games, videos and other content). By setting the parental control level on the system, you can prevent the playback of restricted content by children.

## Changing the security settings

You can set a parental control level for games or Blu-ray™ discs or other content under  (Settings) ➔  (Security Settings). A password is required to change parental control settings. You can set a password under  (Security Settings) ➔ [Change Password]. The password is set to "0000" in the default settings.


## Parental control levels for games

You can set the parental control level for games under  (Security Settings) ➔ [Parental Control]. Select from [Off] or one of 11 levels.

<b>Off</b>	Play any content regardless of parental control level.
<b>11-1</b>	Set the parental control level based on the number. Note that the lower the number, the tighter the restriction.

The combination of the parental control levels of both the PS3™ system and the content determine whether the content can be played. Example: If the parental control level of the system is set to [7], content with a level from [1] to [7] can be played on the system. Refer to <http://www.ps-playsafeonline.com> for further details.

## Other security settings

You can set parental control limitations on content other than games under  (Security Settings), as described below.

<b>BD - Parental Control</b>	When playing a BD with parental control settings, restrict playback based on the age you have set. The lower the setting, the tighter the restriction.
<b>DVD - parental control</b>	When playing a DVD with parental control settings, restrict playback based on the level you have set. Select from [Off] or one of eight levels. The lower the number, the tighter the restriction.
<b>Internet Browser Start Control</b>	Restrict the ability to start the Internet Browser with a password.

### Hint

Security settings menu options may vary depending on the version of the system software in use. For the latest information, refer to the online user's guide (access from : [eu.playstation.com/ps3/support/manuals/](http://eu.playstation.com/ps3/support/manuals/)).

## Specifications

Design and specifications are subject to change without notice. Depending on the software version in use, the system may operate differently than described in this manual.

### PlayStation®3 system

<b>CPU</b>	Cell Broadband Engine™
<b>GPU</b>	RSX™
<b>Audio output</b>	LPCM 7.1ch, Dolby Digital, Dolby Digital Plus, Dolby TrueHD, DTS®, DTS-HD®, AAC
<b>Memory</b>	256 MB Main Memory, 256 MB Graphics Memory
<b>Hard disk</b>	<b>2.5" Serial ATA</b> 500 GB*1
<b>Inputs/outputs*2</b>	Hi-Speed USB (USB 2.0) × 2
<b>Networking</b>	Ethernet (10BASE-T, 100BASE-TX, 1000BASE-T) × 1
	IEEE 802.11b/g
	Bluetooth® 2.0 (EDR)
<b>Controller</b>	Wireless Controller (Bluetooth®)

<b>AV output</b>	<b>Resolution</b>	1080p, 1080i, 720p, 576p, 576i
	<b>Connector</b>	HDMI™ OUT connector*3*4 × 1
		AV MULTI OUT connector × 1
	<b>DIGITAL OUT (OPTICAL) connector × 1</b>	
<b>BD/DVD/CD drive (read only)</b>	<b>Maximum read rate</b>	BD × 2 (BD-ROM) DVD × 8 (DVD-ROM) CD × 24 (CD-ROM)
<b>Laser</b>		Type: Semiconductor, continuous BD Wavelength: 395 – 415 nm Power: Max. 1 mW DVD Wavelength: 640 – 675 nm Power: Max. 1 mW CD Wavelength: 765 – 805 nm Power: Max. 1 mW
<b>Power</b>		AC 220 – 240 V, 50 / 60 Hz
<b>Maximum rated power</b>		190 W
<b>External dimensions (excluding maximum projecting part)</b>		Approx. 290 × 60 × 230 mm (width × height × depth)
<b>Mass</b>		Approx. 2.1 kg
<b>Operating temperature</b>		5°C – 35°C

\*1 Hard disk capacity calculated using base 10 mathematics (1 GB = 1,000,000,000 bytes). The system software for this PS3™ system calculates capacity using binary mathematics (1 GB = 1,073,741,824 bytes) and subsequently displays lower capacity and free space. The difference in displayed values does not indicate a difference in the actual number of bytes.

\*2 Usability of all connected devices is not guaranteed.

\*3 “3D”, “Deep Colour”, “x.v.Colour” and “HD lossless audio format” are supported.

\*4 Use an HDMI cable (sold separately) that is manufactured by Sony or has the HDMI logo.

## DUALSHOCK®3 Wireless Controller

<b>Input power rating</b>		DC 5 V, 500 mA
<b>Battery specifications</b>	<b>Battery type</b>	Built-in rechargeable Lithium-Ion battery
	<b>Voltage</b>	DC 3.7 V
	<b>Battery capacity</b>	610 mAh
<b>Mass</b>		Approx. 180 g

GB

## Playable discs

<b>Blu-ray Disc™ (BD)</b>	PlayStation®3 format BD-ROM
	BD-ROM
	BD-R
	BD-RE*1
<b>DVD</b>	DVD-ROM
	DVD+R/RW
	DVD-R/RW
	AVCHD
	DSD Disc
<b>CD</b>	PlayStation® format CD-ROM*2*3
	CD-DA (audio CD)*4
	CD-R/RW

\*1 Playback of BD-RE ver. 1.0 discs is not supported.




\*2 PlayStation®2 format software titles do not perform on this system.

\*3 This product has limited backward compatibility with PlayStation® format software. Many PlayStation® format software titles operate, but full compatibility is not guaranteed.

\*4 Playback of Super Audio CDs is not supported.

## Region codes

Depending on the disc, a region code that is based on the geographic region where the disc is distributed may be assigned. This system can play discs marked with the following region codes.

Disc	Region code
Blu-ray Disc (BD)	
DVD	
PlayStation®3 format BD-ROM	
PlayStation® format CD-ROM	<b>PAL</b>

## DVD and PlayStation®3 format software

- When outputting DVD content or PlayStation®3 format software in SD resolution, only discs recorded in the PAL standard will definitely be playable. You may not be able to play discs recorded for other standards (such as NTSC) on this system (unless an NTSC compatible TV is used).
- When playing PlayStation®3 format software in HD resolution, a TV that supports video playback at 59.94 Hz is required.

## DVD-R/DVD-RW/DVD+R/DVD+RW discs


Discs that have not been finalised cannot be played.

## Notices

- Use only circular-shaped discs with the system. Do not use irregularly-shaped discs (for example, heart- or star-shaped discs). Using irregularly-shaped discs may cause a malfunction.
- Do not use damaged, re-shaped or repaired discs. Use of such discs may cause a malfunction.
- When using an 8 cm disc, insert the disc in the system without an adaptor.
- The audio CD playback feature of this system is designed to conform to the Compact Disc (CD) standard. Some record companies have started marketing music discs encoded with copyright protection technologies. Some of these music discs do not conform to the CD standard and may not be playable on this system.
- A DualDisc is a dual-sided disc that combines a DVD side and an audio side. Note that the audio side is not guaranteed to play because this type of disc does not conform to the specifications required for an audio Compact Disc (CD).
- If a device that is not compatible with the HDCP (High-bandwidth Digital Content Protection) standard is connected to the system using an HDMI cable, video or audio cannot be output from the system.
- When you use the AV MULTI OUT connector of the system to connect to a TV, copyright-protected video files might be output at restricted resolutions or not output at all.
- When playing discs with content that was copied fraudulently, abnormal sounds may be produced or the content may not play correctly.
- To continuously enjoy playback of copyright-protected BDs, in some cases the encryption key for AACS (Advanced Access Content System) may need to be renewed. To renew the encryption key, the system must be updated.
- Due to the copyright protection technology (AACS) used by Blu-ray™, you must connect the system using an HDMI cable to output BD video software (BD-ROM) and BDs recorded with copyright-protected video content.
- Some discs may not be playable due to scratches, dust, the quality of recording, or the characteristics of the recording device.
- In rare instances, CDs, DVDs, BDs and other media may not operate properly when played on the PS3™ system. This is primarily due to variations in the manufacturing process or encoding of the software.

## Copyright and trademarks

“PS”, “PlayStation”, “PS3”, “DUALSHOCK” and “△○×□” are registered trademarks of Sony Computer Entertainment Inc.

“SONY” and “” are registered trademarks of Sony Corporation. “x.v.Colour” is a trademark of the same company.

 “AVCHD” and “AVCHD” logo are trademarks of Panasonic Corporation and Sony Corporation.

Contains Adobe® Flash® Player software under license from Adobe System Incorporated. Copyright © 1995-2007 Adobe Systems Incorporated. All rights reserved. Adobe, Flash and Flash Player are either registered trademarks or trademarks of Adobe Systems Incorporated in the United States and/or other countries.

 © 2006 All Media Guide, LLC  
Content and technology provided by  
All Media Guide®.



“Blu-ray Disc™” and “Blu-ray™” are trademarks of the Blu-ray Disc Association.

Copyright © 2004-2006 Cambridge Silicon Radio Ltd.



The Bluetooth® word mark and logos are owned by the Bluetooth SIG, Inc. and any use of such marks by Sony Computer Entertainment Inc. is under license. Other trademarks and trade names are those of their respective owners.



DivX®, DivX Certified® and associated logos are trademarks of Rovi Corporation or its subsidiaries and are used under license.



DLNA and DLNA CERTIFIED are trademarks and/or service marks of Digital Living Network Alliance.



® For DTS patents, see <http://patents.dts.com>.  
Manufactured under license from DTS Licensing Limited. DTS, DTS-HD, the Symbol, & DTS and the Symbol together are registered trademarks, and DTS-HD Master Audio is a trademark of DTS, Inc. © DTS, Inc. All Rights Reserved.



Manufactured under licence from Dolby Laboratories. Dolby and the double-D symbol are trademarks of Dolby Laboratories.



U.S. and foreign patents licensed from Dolby Laboratories.



The DVD logo is a trademark.

All of the Japanese fonts and some parts of the Latin fonts in this machine use characters provided by Fontworks Japan, Inc.



The terms HDMI and HDMI High-Definition Multimedia Interface, and the HDMI Logo are trademarks or registered trademarks of HDMI Licensing LLC in the United States and other countries.



ATOK is a registered trademark of JUSTSYSTEM CORP. in Japan and other countries.

Anti-Grain Geometry - Version 2.0

Copyright © 2002-2004 Maxim Shemanarev (McSeem)

Permission to copy, use, modify, sell and distribute this software is granted provided this copyright notice appears in all copies. This software is provided "as is" without express or implied warranty, and with no claim as to its suitability for any purpose.



This product includes RSA BSAFE® Cryptographic software from RSA Security Inc. RSA, BSAFE are either registered trademarks or trademarks of RSA Security Inc. in the United States and/or other countries. RSA Security Inc. All rights reserved.

This product adopts S3TC texture compression technology under licence from S3 Graphics, Co., Ltd.



Java is a registered trademark of Oracle and/or its affiliates.

@(#)fdlibm.h 1.5 95/01/18

Copyright © 1993 by Sun Microsystems, Inc. All rights reserved

Developed at SunSoft, a Sun Microsystems, Inc. business. Permission to use, copy, modify, and distribute this software is freely granted, provided that this notice is preserved.

MPEG Layer-3 audio coding technology and patents licenced from Fraunhofer IIS and Thomson.

Mp3Surround audio coding technology and patents licensed from Fraunhofer IIS, Thomson, and Agere.

 | **zi** corporation eZiText® and Zi® are registered trademarks of Zi Corporation.  
**eZiText**®

Visit <http://www.scei.co.jp/ps3-license/index.html> for other licensees and trademarks.

All other trademarks are the property of their respective owners.



## **Online User's Guide**

**[eu.playstation.com/ps3/support/manuals/](http://eu.playstation.com/ps3/support/manuals/)**

This guide contains detailed information about using the PS3™ system.

## **System Software Updates [eu.playstation.com/ps3](http://eu.playstation.com/ps3)**

This site provides the latest information about system software updates.

## **Support [eu.playstation.com/ps3/support/](http://eu.playstation.com/ps3/support/)**

The official site for PlayStation® product support provides the latest questions and answers about your product.

