

PlayStation®5 Console Covers PlayStation®5 Digital Edition Console Covers

Instruction Manual

Precautions

Before using this product, carefully read this manual in conjunction with the PS5™ Safety Guide as these documents contain important information about safety, handling and cleaning. Retain instructions for future reference.

Safety and handling

- Keep the product out of the reach of small children.
- After you have turned off your PS5 console and unplugged the AC power cord and cables, wait for your console to cool down before attaching or removing covers. The main unit of your PS5 console may still be hot immediately after use, and continued handling of your console may cause burns.
- Be careful not to pinch your fingers in the gaps between parts, and not to hurt your hands and fingers on the corner of parts.
- Do not use the console without the covers. Doing so may cause fire, electrical shock, injury, or malfunction. It may also cause the main unit of your console to overheat.
- The product and its parts are made from metal and plastic materials. When disposing of the product, follow local regulations for the proper disposal of such materials.

Cleaning

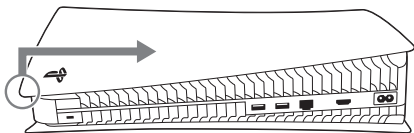
Follow the instructions below to help prevent the product exterior from deteriorating or becoming discoloured.

- Wipe with a soft, dry cloth.
- Do not apply insecticides or other volatile substances.
- Do not place any rubber or vinyl materials on the product exterior for an extended period of time.
- Do not use solvents or other chemicals. Do not wipe with a chemically-treated cleaning cloth.

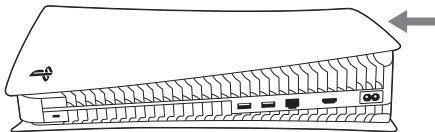
Remove and attach the covers

- Before attaching or removing the covers, touch a metal-grounded object to remove any static electricity from your body.
- Place your PS5 console on a soft cloth spread over a flat surface before removing or attaching the covers.

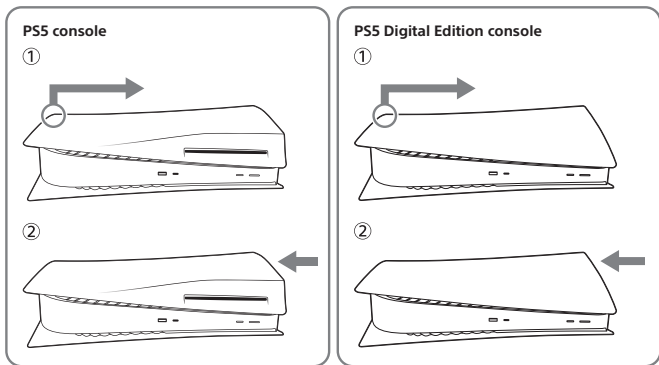
- 1 Go to the control center and select **Power** > **Turn Off PS5**.**
The screen goes blank, the power indicator flashes white, and then turns off.
- 2 Remove the AC power cord and cables, and then wait for the PS5 console to cool down.**
The main unit of your PS5 console may still be hot immediately after use.
- 3 Remove the base.**
- 4 Remove the top cover by slightly pulling up on it in the direction of the arrow.**



- 5 Attach the new top cover by firmly pushing it in the direction of the arrow until you hear a "click".**



- 6** After turning over your PS5 console, replace the bottom cover.
Remove the bottom cover by slightly pulling up on it in the direction of arrow (①),
attach the same as step 5 (②).



- 7** After both new covers are attached, connect the base, AC power cord,
and cables, and then turn on the power.

Limitations of Liability

Other than as expressly set forth by Sony Interactive Entertainment Europe Limited ("SIEE") or any other Sony entity, or their suppliers or authorised service facilities, except to the extent prohibited by applicable laws, SIEE or any other Sony entity, or their suppliers or authorised service facilities, shall not be liable for any damages, including special, incidental or consequential damages, or fees arising out of the use or inability to use this product.

This product has been manufactured by or on behalf of Sony Interactive Entertainment Inc., 1-7-1 Konan Minato-ku Tokyo, 108-0075 Japan. Imported into the United Kingdom and distributed by Sony Interactive Entertainment Europe Limited, 10 Great Marlborough Street, London, W1F 7LP, United Kingdom. Imported into Europe and distributed by (except the UK): Sony Interactive Entertainment Deutschland GmbH / Sony Interactive Entertainment Polska Sp. Z. o.o. / Sony Interactive Entertainment Italia S.p.A. / Sony Interactive Entertainment Benelux B.V. / Sony Interactive Entertainment France S.A. / Sony Interactive Entertainment España S.A. - Zeughofstrasse 1, 10997 Berlin, Germany. Sony Interactive Entertainment Ireland Limited, 2nd Floor, 2/3 Rogers Lane, Dublin 2, Ireland.

"PS" logo, "PlayStation" and "PS5" are registered trademarks or trademarks of Sony Interactive Entertainment Inc.
"SONY" and "SONY Interactive Entertainment" are registered trademarks or trademarks of Sony Group Corporation.



Sony
Interactive
Entertainment

[playstation.com](https://www.playstation.com)